



BUDGET
FOR THE
FISCAL YEAR
2020

DAVID R. KREBS
County Judge

NINA G. TREVINO ALMA V. MORENO
GARY W. MOORE, SR. HOWARD J. GILLESPIE
County Commissioners

Statement of Tax Increase

This budget will raise more revenue from property taxes than last year's budget by an amount of \$5,802,933, which is a 16.66 percent increase from last year's budget. The property tax revenue to be raised from new property added to the tax roll this year is \$3,128,022.

Record Vote:

Members Voting For: Krebs, Trevino, Moore, Gillespie

Members Voting Against: None

San Patricio County Property Tax Rates	TAX RATES BUDGET 2019	TAX RATES BUDGET 2020
<u>Operating Funds</u>		
Road & Bridge Special	\$ 0.047803	\$ 0.078676
General	<u>0.419478</u>	<u>0.381296</u>
Maintenance & Operations Rate	<u>0.467281</u>	<u>0.459972</u>
<u>Debt Service Funds</u>		
Qualified Energy Conservation Bonds, 2016	0.003004	0.000000
Certificates of Obligation, Series 2016	0.009450	0.007805
Certificates of Obligation, Series 2017	0.009697	0.008014
Certificates of Obligation, Series 2019	0.000000	0.007567
GO Refunding Bonds, 2015	<u>0.016570</u>	<u>0.013709</u>
Total Debt Rate	<u>0.049043</u>	<u>0.045628</u>
Total County Property Tax Rate	\$ <u>0.516324</u>	\$ <u>0.505600</u>
Effective Tax Rate	\$ 0.545806	\$ 0.470577
Effective Maintenance and Operations Tax Rate	0.500435	0.425932
Debt Tax Rate	0.049043	0.045628
Rollback Tax Rate	0.589513	0.505633
Debt Obligation	\$ 46,996,352	\$ 51,077,426

San Patricio County, Texas
Proposed Increase to
Compensation, Expenses, and Allowance for Elected Officials

Office	Proposed Annual Salary 2020	Actual Annual Salary 2019	Proposed Increase	Annual Cellphone Allowance 2020	Annual Cellphone Allowance 2019	Annual Cellphone Allowance Increase
County Judge	84,916	84,916	-	1,200	1,200	-
County Judge - State Salary Supplement (1) (2)	25,200	25,200	-	-	-	-
County Judge - Juvenile Board Supplement (2)	6,900	6,900	-	-	-	-
County Commissioner Pct. #1	69,704	69,704	-	1,200	1,200	-
County Commissioner Pct. #2	69,704	69,704	-	1,200	1,200	-
County Commissioner Pct. #3	69,704	69,704	-	1,200	1,200	-
County Commissioner Pct. #4	69,704	69,704	-	1,200	1,200	-
County Court-at-Law Judge	68,083	68,083	-	780	780	-
County Court-at-Law Judge - State Salary Supplement (1) (2)	98,000	84,000	14,000	-	-	-
County Court-at-Law Judge - Juvenile Board Supplement (2)	6,900	6,900	-	-	-	-
County Clerk	69,704	69,704	-	780	780	-
District Clerk	69,704	69,704	-	780	780	-
County Attorney	82,042	82,042	-	780	780	-
County Attorney - State Salary Supplement (2)	57,958	57,958	-	-	-	-
County Treasurer	69,704	69,704	-	780	780	-
Tax Assessor-Collector	69,704	69,704	-	780	780	-
Sheriff	85,574	85,574	-	1,200	1,200	-
Justice of the Peace #1	60,940	55,400	5,540	780	780	-
Justice of the Peace #2	59,202	53,820	5,382	780	780	-
Justice of the Peace #4	59,202	53,820	5,382	780	780	-
Justice of the Peace #5	59,202	53,820	5,382	780	780	-
Justice of the Peace #6	59,202	53,820	5,382	780	780	-
Justice of the Peace #8	59,202	53,820	5,382	780	780	-
Constable #1	44,081	44,081	-	780	780	-
Constable #2	43,669	43,669	-	780	780	-
Constable #4	43,669	43,669	-	780	780	-
Constable #5	43,669	43,669	-	780	780	-
Constable #6	43,669	43,669	-	780	780	-
Constable #8	43,669	43,669	-	780	780	-
District Judge - Juvenile Board Supplement (2)	6,900	6,900	-	-	-	-
District Judge - Juvenile Board Supplement (2)	6,900	6,900	-	-	-	-
District Judge - Juvenile Board Supplement (2)	6,900	6,900	-	-	-	-
District Attorney State Supplement (2)	-	3,640	(3,640)	-	-	-
District Attorney Supplement (2)	6,900	6,900	-	780	780	-

In addition to the salary and cellphone allowance listed above, the officials are to receive monthly longevity pay and reimbursement for travel expenses. Officials receive longevity pay in the amount of \$3.00 per month for each year of service with a maximum credit of 20 years. Officials receive reimbursement for mileage at the federal standard mileage rate and receive reimbursement for other travel expenses such as meals at the federal per diem rate and lodging as established by Commissioners Court policy.

A copy of the proposed budget has been filed with the County Clerk's office and is available on the County's website for review by the public.

(1) A portion of this supplement is to be paid from state funds. Any amount received from the State, which could be more or less than the salary supplement, is to be paid from fees and costs collected and remitted to the State, then distributed to the County.

(2) Supplements subject to legislative change and statutory requirements. Supplements do not qualify for longevity pay.


ORDER ADOPTING ELECTED OFFICIALS' SALARIES, COMPENSATION

AND ALLOWANCES FOR FISCAL YEAR 2020


On this, the 26th day of August, 2019, at a regularly scheduled meeting of the San Patricio County Commissioners Court, came to be considered the Elected Officials' Salaries, Compensation, and Allowances for the period beginning January 1, 2020, and ending December 31, 2020, and it appearing that public notice has been given in accordance with law, and notice has been given to each official and the opportunity for grievance in accordance with law, it is ordered by the Court that the said Salaries, Compensation, and Allowances be, and it is hereby, approved and adopted as presented in the attachment. It is further ordered by the Court that any pending legislation affecting such Salaries, Compensation, and Allowances be incorporated.



David R. Krebs, County Judge




Nina G. Trevino, County Commissioner, Pct #1



Gary W. Moore, Sr., County Commissioner, Pct #2


Alma V. Moreno, County Commissioner, Pct #3




Howard J. Gillespie, County Commissioner, Pct #4

ORDER ADOPTING BUDGET FOR FISCAL YEAR 2020


On this, the 26th day of August, 2019, at a regularly scheduled meeting of the San Patricio County Commissioners Court, came to be considered the Budget for estimated revenues and proposed County expenditures for the period beginning January 1, 2020, and ending December 31, 2020, and it appearing to the Court that said Budget is in accordance with law, and has been duly prepared by the County Judge, assisted by the County Auditor, on a modified accrual basis consistent with generally accepted accounting principles, and duly filed for inspection; that notice has been given in accordance with law for public hearing on the adoption of said Budget; and the said Budget having been duly considered by the Court inclusive of modifications agreed to in court August 26, 2019, on motion made, seconded, and carried by a majority of the Commissioners Court, it is ordered by the Court that the said Budget be, and it is hereby, approved and adopted. It is further ordered by the Court that the legal level of control for each legally adopted annual operating budget is the fund, and that amounts shown for individual items included in such totals be considered supplementary information.



David R. Krebs, County Judge




Nina G. Trevino, County Commissioner, Pct #1



Gary W. Moore, Sr., County Commissioner, Pct #2

Alma V. Moreno, County Commissioner, Pct #3



Howard J. Gillespie, County Commissioner, Pct #4

ORDER ADOPTING 2019 PROPERTY TAX RATE FOR FISCAL YEAR 2020

On this, the 26th day of August, 2019, at a regularly scheduled meeting of the San Patricio County Commissioners Court, came to be considered the adoption of an Ad Valorem Tax Rate for the fiscal year beginning January 1, 2020, and ending December 31, 2020, and it appearing to the Court that a Budget for said fiscal year has been adopted; that appropriate notice has been given in accordance with law for adoption of a tax rate, and the said Tax Rate having been duly considered by the Court in court August 26, 2019 on motion made, seconded, and carried by a majority of the Commissioners Court, it is hereby ordered that the Court levies a tax of \$0.5056 per each \$100 assessed valuation on all taxable property in the County, as more fully described below; that the San Patricio County Tax Assessor-Collector is hereby authorized to assess and collect the taxes as such:

MAINTENANCE AND OPERATIONS TAX RATE

General Fund Maintenance & Operations Tax Rate	\$ 0.381296	
Road and Bridge Special Maintenance & Operations Tax Rate	<u>0.078676</u>	
Total Maintenance & Operations Tax Rate		\$ 0.459972

DEBT SERVICE TAX RATE

Debt Service Tax Rate	\$ 0.045628	
Total Debt Service Tax Rate		\$ 0.045628

Total Ad Valorem Tax Rate		\$ 0.505600
---------------------------	--	-------------


THIS TAX RATE WILL RAISE MORE TAXES FOR MAINTENANCE AND OPERATIONS THAN LAST YEAR'S TAX RATE.

THE TAX RATE WILL EFFECTIVELY BE RAISED BY 7.99 PERCENT AND WILL RAISE TAXES FOR MAINTENANCE AND OPERATIONS ON A \$100,000 HOME BY APPROXIMATELY \$34.04.


Court Members voting For: Krebs, Trevino, Moore, Gillespie
Court Members voting Against: N/A



David R. Krebs, County Judge




Nina G. Trevino, County Commissioner, Pct #1



Gary W. Moore, Sr., County Commissioner, Pct #2


Alma V. Moreno, County Commissioner, Pct #3




Howard J. Gillespie, County Commissioner, Pct #4

ORDER RATIFYING PROPERTY TAX INCREASE FOR FISCAL YEAR 2020


On this, the 26th day of August, 2019, at a regularly scheduled meeting of the San Patricio County Commissioners Court, came to be considered the property tax increase reflected in the duly adopted budget for the fiscal year beginning January 1, 2020, and ending December 31, 2020. Having been duly considered by the Court on August, 2019; on motion made, seconded, and carried by a majority of the Commissioners Court, it is hereby ordered that the Court ratifies the property tax increase reflected in the budget.



David R. Krebs, County Judge



Nina G. Trevino, County Commissioner, Pct #1



Gary W. Moore, Sr., County Commissioner, Pct #2

Alma V. Moreno, County Commissioner, Pct #3



Howard J. Gillespie, County Commissioner, Pct #4

San Patricio County, Texas Budget 2020

Computation of Estimated Current		Constable #5	49
Ad Valorem Tax Collections	1	Constable #6	50
Distribution of Estimated Tax Collections	2	Constable #8	51
Tax Rate by Funds	3	County Sheriff	52
		Highway Patrol, PSAP Coordinator/E911	53
General Fund	5	Corrections	54
County Judge	8	Juvenile Detention Center	55
County Clerk	9	Adult/Juvenile Probation, Citizens	
Veteran's Service	10	Collection Stations	56
Emergency Management, Emergency Response	11	Health Department, Regional Health	
Printing Department	12	Awareness Board	57
Personnel Department	13	Environmental Health	58
Records Management	14	Animal Control, Mental Health	59
Personnel Safety	15	Indigent Health Care, Human Services,	
Information Services	16	Community Action Agency	60
ADA Coordinator, Non-Departmental	17	County Library	61
County Court	18	County Parks	62
County Court-at-Law Judge	19	County Fairgrounds	63
District Court	20	Agricultural Extension Service,	
District Clerk	21	Environmental Conservation	64
District Attorney	22	Economic Development, Operating Transfers Out	65
Justice of the Peace #1	23		
Justice of the Peace #2	24	Special Revenue Funds	
Justice of the Peace #4	25	Road and Bridge Pct. #1	68
Justice of the Peace #5	26	Road and Bridge Pct. #2	72
Justice of the Peace #6	27	Road and Bridge Pct. #3	76
Justice of the Peace #8	28	Road and Bridge Pct. #4	80
Pre-Trial Services, Judiciary Support	29	Indigent Health Care	84
County Attorney, Litigation	30	District Court Operating	86
Gov't Affairs/PIO	31	Intoxilizer Program	89
Elections Administration	32	Women, Infants and Children Program	92
County Auditor	33	Law Library	94
County Treasurer	34	Courthouse Security Fund	96
Tax Assessor-Collector	35	Records Management Fund	98
Auto Registration, Central Appraisal District	36	Court Technology Fee Fund	101
Building & Yards - Admin	37	Court Reporter Service Fund	103
Courthouse	38	Coastal Bend COG Grant	105
Plymouth Courthouse Annex	39	Communications System	107
Law Enforcement Center, Aransas		San Patricio County Airport Fund	109
Pass 225 W. Wheeler	40	Election Services	112
Aransas Pass 1212 W. Wheeler, Mathis Annex	41	County Attorney Pretrial Diversion	114
Portland Annex, Ingleside Health Clinic	42		
Harville Road Annex, Restitution Center,		Capital Projects	
Market St. Annex	43	Right of Way	117
Vineyard St. Annex, San Patricio County Annex	44		
East Market St. Annex, Odem Annex	45	Debt Service	
Fire and Ambulance Service, Constable #1	46	Statement of Indebtedness	120
Constable #2	47	Debt Service Requirements	122
Constable #4	48	Permanent Improvement Debt Service	123

**SAN PATRICIO COUNTY, TEXAS
COMPUTATION OF ESTIMATED CURRENT AD VALOREM TAX COLLECTIONS
BUDGET 2020**

	<u>FOR COUNTY M&O PURPOSES</u>	<u>FOR COUNTY I&S PURPOSES</u>	<u>FOR R&B SPECIAL PURPOSES</u>
GROSS ASSESSED VALUATION - 2018 ROLL ACTUAL	\$ 11,979,277,791	\$ 11,979,277,791	\$ 11,979,277,791
EXEMPTIONS: ABATEMENTS	4,055,101,092	3,881,006,590	3,881,006,590
HOMESTEAD	66,203,527	66,203,527	60,227,677
DISABLED VETERANS	51,466,865	51,466,865	39,686,319
OVER 65 LOCAL	283,130,190	283,130,190	300,886,586
POLLUTION CONTROL	229,955,300	229,955,300	229,955,300
OTHER EXEMPTIONS	557,724,050	557,724,050	557,724,050
ESTIMATED LOSS PROTESTED VALUES	<u>1,876,437</u>	<u>1,876,437</u>	<u>1,876,437</u>
TOTAL EXEMPTIONS - 2018	<u>5,245,457,461</u>	<u>5,071,362,959</u>	<u>5,071,362,959</u>
NET TAXABLE VALUATION - 2018 ROLL	<u>\$ 6,733,820,330</u>	<u>\$ 6,907,914,832</u>	<u>\$ 6,907,914,832</u>
GROSS ASSESSED VALUATION - 2019 ROLL ESTIMATED	\$ 16,612,022,901	\$ 16,612,022,901	\$ 16,612,093,142
EXEMPTIONS: ABATEMENTS	6,998,576,807	6,575,155,553	6,575,155,553
HOMESTEAD	66,345,932	66,345,932	61,067,530
DISABLED VETERANS	58,336,513	58,336,513	46,146,886
OVER 65 LOCAL	287,027,066	287,027,066	304,505,683
POLLUTION CONTROL	674,321,170	674,321,170	674,321,170
OTHER EXEMPTIONS	586,551,186	586,551,186	586,551,186
ESTIMATED LOSS PROTESTED VALUES	<u>6,193,685</u>	<u>6,193,685</u>	<u>6,193,685</u>
TOTAL EXEMPTIONS - 2019	<u>8,677,352,359</u>	<u>8,253,931,105</u>	<u>8,253,941,693</u>
ESTIMATED TAXABLE VALUATION - 2019 ROLL	7,934,670,542	8,358,091,796	8,358,151,449
TAX RATE (PER \$100 VALUATION)	<u>0.381296</u>	<u>0.045628</u>	<u>0.078676</u>
TAX LEVY	30,254,581	3,813,630	6,575,859
LESS 3.75% (DELINQUENCIES AND CONTESTED APPRAISALS)	<u>(1,134,547)</u>	<u>(143,011)</u>	<u>(246,595)</u>
NET COLLECTIONS	<u>\$ 29,120,034</u>	<u>\$ 3,670,619</u>	<u>\$ 6,329,264</u>
1 CENT TAX LEVY EQUALS	<u>\$ 763,712</u>	<u>\$ 804,466</u>	<u>\$ 804,472</u>

**SAN PATRICIO COUNTY, TEXAS
DISTRIBUTION OF ESTIMATED TAX COLLECTIONS
BUDGET 2020**

<u>FUND</u>	<u>TAX RATE</u>	<u>YIELD PER 1 CENT TAX LEVY</u>	<u>ESTIMATED CURRENT</u>	<u>COLLECTIONS DELINQUENT</u>	<u>TOTAL</u>
GENERAL FUND	\$ 0.381296	\$ 763,712	\$ 29,120,033	\$ 525,000	\$ 29,645,033
ROAD & BRIDGE SPECIAL	<u>0.078676</u>	804,472	<u>6,329,264</u>	<u>85,000</u>	<u>6,414,264</u>
TOTAL OPERATING FUNDS	<u>0.459972</u>		<u>35,449,297</u>	<u>610,000</u>	<u>36,059,297</u>
<u>DEBT SERVICE FUNDS</u>					
CERTIFICATES OF OBLIGATION, SERIES 2016	0.007805	804,466	627,886	0	627,886
CERTIFICATES OF OBLIGATION, SERIES 2017	0.008014	804,466	644,699	0	644,699
CERTIFICATES OF OBLIGATION, SERIES 2019	0.007567	804,466	608,739	0	608,739
GO REFUNDING BONDS, 2015	0.013709	804,466	1,102,842	0	1,102,842
STATE INFRASTRUCTURE BANK LOAN	0.008533	804,466	686,451	0	686,451
DELINQUENT TAXES	<u>0.000000</u>		<u>0</u>	<u>50,000</u>	<u>50,000</u>
TOTAL DEBT SERVICE FUNDS	<u>0.045628</u>		<u>3,670,617</u>	<u>50,000</u>	<u>3,720,617</u>
TOTAL COUNTY TAX RATE	<u>\$ 0.505600</u>		<u>\$ 39,119,914</u>	<u>\$ 660,000</u>	<u>\$ 39,779,914</u>

**SAN PATRICIO COUNTY, TEXAS
TAX RATE BY FUNDS
BUDGET 2020**

	TAX RATE BUDGET 2017	TAX RATE BUDGET 2018	TAX RATE BUDGET 2019	TAX RATE BUDGET 2020
<u>OPERATING FUNDS</u>				
Road & Bridge Special	\$ 0.045003	\$ 0.047803	\$ 0.047803	\$ 0.078676
General	0.418000	0.428129	0.419478	0.381296
 TOTAL OPERATING FUNDS	<u>0.463003</u>	<u>0.475932</u>	<u>0.467281</u>	<u>0.459972</u>
 DEBT SERVICE FUNDS				
<u>PERMANENT IMPROVEMENT BONDS</u>				
Qualified Energy Conservation Bonds, 2016	0.002451	0.003409	0.003004	0.000000
Certificates of Obligation, Series 2016	0.009595	0.009783	0.009450	0.007805
Certificates of Obligation, Series 2017	0.000000	0.010042	0.009697	0.008014
Certificates of Obligation, Series 2019	0.000000	0.000000	0.000000	0.007567
GO Refunding Bonds, 2015	0.016875	0.017158	0.016570	0.013709
State Infrastructure Bank Loan	<u>0.000000</u>	<u>0.000000</u>	<u>0.010322</u>	<u>0.008533</u>
 TOTAL PERMANENT IMPROVEMENT BONDS	<u>0.028921</u>	<u>0.040392</u>	<u>0.049043</u>	<u>0.045628</u>
 TOTAL DEBT SERVICE FUNDS	<u>0.028921</u>	<u>0.040392</u>	<u>0.049043</u>	<u>0.045628</u>
 TOTAL COUNTY-WIDE TAX RATE	<u>\$ 0.491924</u>	<u>\$ 0.516324</u>	<u>\$ 0.516324</u>	<u>\$ 0.505600</u>

GENERAL FUND

The General Fund is a constitutional fund and is utilized to account for all County revenues and expenditures except those which are required by law to be classed in other constitutional funds and such other funds that are presented separately to facilitate proper accountability.

**SAN PATRICIO COUNTY, TEXAS
GENERAL FUND
BUDGET 2020**

	<u>2018 ACTUAL</u>	<u>2019 ESTIMATE</u>	<u>2020 BUDGET</u>
Beginning Balance	\$ <u>12,664,483</u>	\$ <u>16,577,207</u>	\$ <u>16,769,027</u>
Revenues	38,246,710	37,738,354	38,019,393
Transfers In	<u>0</u>	<u>0</u>	<u>0</u>
Total Revenues and Transfers In	<u>38,246,710</u>	<u>37,738,354</u>	<u>38,019,393</u>
Available Resources	<u>50,911,193</u>	<u>54,315,561</u>	<u>54,788,420</u>
Expenditures	29,167,009	32,025,121	35,546,671
Transfers Out	<u>5,166,977</u>	<u>5,521,413</u>	<u>6,692,610</u>
Total Expenditures and Transfer Out	<u>34,333,986</u>	<u>37,546,534</u>	<u>42,239,281</u>
Ending Balance	\$ <u><u>16,577,207</u></u>	\$ <u><u>16,769,027</u></u>	\$ <u><u>12,549,139</u></u>

**SAN PATRICIO COUNTY, TEXAS
GENERAL FUND
BUDGET 2020**

	2018 <u>ACTUAL</u>	2019 <u>ESTIMATE</u>	2020 <u>BUDGET</u>
010 Revenues			
310-110 Ad Valorem - Current	\$ 28,225,859	\$ 27,823,925	\$ 29,120,033
310-120 Ad Valorem - Delinquent	<u>529,381</u>	<u>664,778</u>	<u>525,000</u>
General Property Taxes	<u>28,755,240</u>	<u>28,488,703</u>	<u>29,645,033</u>
320-200 Building Permits	331,469	367,860	365,000
320-202 Septic Tank & Health Permits	111,205	70,751	70,000
320-203 Fire Marshal Inspection Fees	<u>4,275</u>	<u>6,429</u>	<u>3,600</u>
Non-Busn Licenses/Permits	<u>446,949</u>	<u>445,040</u>	<u>438,600</u>
330-101 County Judge Supplement	25,768	20,200	20,200
330-150 Indigent Defense Grant	80,341	52,880	53,000
330-151 Judicial Fee	84,000	84,000	84,000
330-200 County Attorney Supplement	70,000	70,000	70,000
330-201 Asst Prosecutor Longevity	13,160	18,460	18,460
330-202 Juror Expense Reimbursement	37,672	30,124	30,000
330-401 DEM-Operation Border Star	52,224	51,121	50,000
330-403 FEMA-Hurricane Harvey	698,703	72,518	0
330-413 State D.A. Supplement	4,301	4,301	4,300
330-452 GOMESA	270,666	298,700	0
330-551 Tobacco Settlement Distribution	33,971	30,546	32,000
330-701 Franchise/Bingo Taxes	1,883	0	0
330-703 Beer, Wine and Liquor	702	565	600
330-705 Mixed Drink License	82,030	75,746	75,700
330-801 Law Enforcement Contribs	118,706	200,625	182,600
330-802 Indirect Cost Reims	115,447	72,720	115,000
330-805 Local Government Contributions	0	23,000	11,000
330-807 Election Fees	<u>987</u>	<u>35</u>	<u>0</u>
Intergovernmental Revenue	<u>1,690,560</u>	<u>1,105,541</u>	<u>746,860</u>
340-100 County Judge	5,299	5,742	5,500
340-102 County Sheriff	124,695	117,451	117,000
340-104 County Attorney	11,020	9,505	9,500
340-106 County Clerk	383,030	413,456	400,400
340-108 Tax Assessor-Collector	993,497	792,147	790,000
340-110 District Attorney	131	67	100
340-112 District Clerk	170,350	159,278	159,000
340-121 Justice of the Peace #1	9,751	10,869	9,700
340-122 Justice of the Peace #2	3,690	2,743	2,900
340-124 Justice of the Peace #4	12,825	12,473	12,500
340-125 Justice of the Peace #5	11,567	8,665	9,700
340-126 Justice of the Peace #6	11,367	10,720	10,700
340-128 Justice of the Peace #8	3,950	4,257	3,900
340-131 Constable #1	6,700	4,608	5,800
340-132 Constable #2	1,260	1,110	1,300
340-134 Constable #4	20,175	15,170	17,300
340-135 Constable #5	5,750	2,941	4,300
340-136 Constable #6	22,008	22,585	22,500
340-138 Constable #8	8,342	4,300	5,600
340-151 County Appointed Attorney	727	724	700
340-152 District Appointed Atty	<u>47,497</u>	<u>48,756</u>	<u>47,600</u>
Fees of Office	<u>1,853,629</u>	<u>1,647,567</u>	<u>1,636,000</u>

**SAN PATRICIO COUNTY, TEXAS
GENERAL FUND
BUDGET 2020**

	2018 <u>ACTUAL</u>	2019 <u>ESTIMATE</u>	2020 <u>BUDGET</u>
340-301 Court Cost Service Fees	\$ 110,370	\$ 113,648	\$ 110,000
340-302 Truancy Court Cost	578	200	400
340-303 Child Safety Court Cost	1,001	1,983	1,400
340-305 Traffic Court Cost	18,358	18,207	18,000
340-306 Child Safety Fee Veh Reg	10,109	8,755	8,700
340-309 Arrest/Video Fees	3,787	2,633	2,600
340-310 E-Filing Fee	18,046	17,324	17,200
340-311 Bail Bond Fees	7,182	5,763	7,300
340-313 Graffiti Eradication Fee	0	0	0
340-314 BAT Offense	665	199	300
340-315 Probate Training Fees	870	790	800
340-316 Probate Guardianship Fee	3,480	3,160	3,300
340-323 Inmate Telephone	61,598	72,297	63,500
340-330 Pre Trial Bond	0	1,175	1,200
340-401 Detention Service Charges	120,332	280,984	120,000
340-601 Waste Disposal Fees	92,796	65,387	74,100
340-701 Health Service Fees	8,637	7,769	7,800
340-998 Miscellaneous Fees	<u>12,125</u>	<u>9,084</u>	<u>10,200</u>
Other Fees	<u>469,933</u>	<u>609,358</u>	<u>446,800</u>
350-101 Justice of the Peace #1	218,881	303,047	218,000
350-102 Justice of the Peace #2	132,181	173,707	132,000
350-104 Justice of the Peace #4	68,845	89,788	68,000
350-105 Justice of the Peace #5	297,108	264,010	264,000
350-106 Justice of the Peace #6	111,642	144,858	111,000
350-108 Justice of the Peace #8	47,765	59,465	47,000
350-200 Bail Bond Forfeitures	0	0	0
350-201 Other Forfeitures	11,450	2,153	5,100
350-501 License & Weight	<u>3,626</u>	<u>234</u>	<u>2,200</u>
Fines & Forfeitures	<u>891,499</u>	<u>1,037,262</u>	<u>847,300</u>
360-101 Interest Earnings	<u>592,004</u>	<u>951,785</u>	<u>904,200</u>
Investment Earnings	<u>592,004</u>	<u>951,785</u>	<u>949,400</u>
365-105 Contributions-Owner Payments	<u>3,000,000</u>	<u>3,000,000</u>	<u>3,000,000</u>
Contributions-Owner Payments	<u>3,000,000</u>	<u>3,000,000</u>	<u>3,000,000</u>
370-100 Sale of Fixed Assets	42,390	35,062	10,000
370-101 Insurance Recovery-Assets	87,652	24,464	0
370-201 Rental Income	184,324	84,600	85,000
370-202 Fairgrounds Income	109,244	132,488	125,800
370-203 County Park Revenue	15,229	57,703	38,200
370-301 Coin Station Receipts	0	0	0
370-303 Concession Stand Income	2,192	0	1,400
370-399 Private Source Contributions	6,401	3,416	4,000
370-401 Refunds, Sundry	<u>99,463</u>	<u>115,365</u>	<u>45,000</u>
Other Revenue	<u>546,896</u>	<u>453,098</u>	<u>309,400</u>
Total Revenues	<u>\$ 38,246,710</u>	<u>\$ 37,738,354</u>	<u>\$ 38,019,393</u>

**SAN PATRICIO COUNTY, TEXAS
GENERAL FUND
BUDGET 2020**

	2018 <u>ACTUAL</u>	2019 <u>ESTIMATE</u>	2020 <u>BUDGET</u>
400 County Judge			
101 Elected Officials	\$ 107,643	\$ 110,117	\$ 110,116
110 Regular Employees	37,943	67,755	78,629
185 Phone Allowance	1,200	1,200	1,200
190 Longevity Pay	1,462	323	421
195 Overtime	713	1,387	250
210 Group Insurance	16,324	15,175	25,791
220 Social Security Taxes	11,084	14,340	14,582
230 Retirement Contributions	16,166	19,456	22,836
250 Unemployment Insurance	70	55	317
260 Workers' Compensation Ins	347	297	458
<i>Personal Services</i>	<u>192,952</u>	<u>230,105</u>	<u>254,600</u>
312 Conference and Assoc Dues	2,935	1,730	2,600
330 Pre-Employment Physicals	0	86	0
432 Vehicle Repairs/Maint	160	1,018	2,000
434 Equipment Repairs/Maint	0	1,000	2,000
442 Vehicle/Equipment Rental	2,439	2,561	3,000
520 Insurance/Bond Premiums	620	300	1,000
530 Telephone	456	456	500
538 Postage	494	636	700
580 Travel	6,171	7,080	7,000
<i>Other Services and Charges</i>	<u>13,275</u>	<u>14,867</u>	<u>18,800</u>
610 General Supplies	445	1,706	2,000
626 Fuel, Oil, Lubricants	1,196	1,111	2,000
650 NCO Furniture/Equipment	0	0	0
<i>Supplies</i>	<u>1,641</u>	<u>2,817</u>	<u>4,000</u>
740 Machinery and Equipment	0	48,343	0
<i>Capital Outlay</i>	<u>0</u>	<u>48,343</u>	<u>0</u>
County Judge	<u>207,868</u>	<u>296,132</u>	<u>277,400</u>

**SAN PATRICIO COUNTY, TEXAS
GENERAL FUND
BUDGET 2020**

	2018 <u>ACTUAL</u>	2019 <u>ESTIMATE</u>	2020 <u>BUDGET</u>
403			
County Clerk			
101 Elected Officials	\$ 67,674	\$ 69,704	\$ 69,704
110 Regular Employees	381,188	443,233	517,996
115 Temporary Employees	32,488	49,059	53,585
185 Phone Allowance	780	780	780
190 Longevity Pay	6,656	6,621	7,091
195 Overtime	16,244	13,997	10,000
210 Group Insurance	126,767	135,245	137,552
220 Social Security Taxes	35,220	41,285	48,252
230 Retirement Contributions	54,796	60,727	75,567
250 Unemployment Insurance	778	808	2,238
260 Workers' Compensation Ins	1,398	1,195	1,582
<i>Personal Services</i>	<u>723,988</u>	<u>822,654</u>	<u>924,347</u>
312 Conference and Assoc Dues	2,205	1,950	3,000
330 Pre-Employment Physicals	324	128	400
434 Equipment Repairs/Maint	1,320	5,252	10,000
442 Vehicle/Equipment Rental	12,492	8,088	10,000
460 Software License/Support	10,350	1,250	2,500
520 Insurance/Bond Premiums	6,067	6,038	8,000
530 Telephone	0	0	360
538 Postage	8,854	9,250	12,000
540 Public Notices	103	100	200
580 Travel	6,382	1,959	6,000
598 Misc Services & Charges	1	1,000	2,000
<i>Other Services and Charges</i>	<u>48,098</u>	<u>35,015</u>	<u>54,460</u>
610 General Supplies	22,263	9,455	28,000
650 NCO Furniture/Equipment	14,389	3,332	3,500
<i>Supplies</i>	<u>36,652</u>	<u>12,787</u>	<u>31,500</u>
740 Machinery and Equipment	0	2,500	5,000
<i>Capital Outlay</i>	<u>0</u>	<u>2,500</u>	<u>5,000</u>
County Clerk	<u>808,738</u>	<u>872,956</u>	<u>1,015,307</u>

**SAN PATRICIO COUNTY, TEXAS
GENERAL FUND
BUDGET 2020**

	2018 <u>ACTUAL</u>	2019 <u>ESTIMATE</u>	2020 <u>BUDGET</u>
405	Veterans' Service		
110	\$ 39,624	\$ 38,984	\$ 53,438
115	0	0	1,000
190	321	357	429
195	0	35	0
210	11,391	10,827	12,609
220	2,792	2,785	4,197
230	4,334	4,351	6,572
250	48	49	220
260	114	98	131
	<u>58,624</u>	<u>57,486</u>	<u>78,596</u>
	<i>Personal Services</i>		
312	0	500	1,000
330	0	0	100
434	0	130	260
442	0	125	250
520	185	139	250
530	0	0	0
538	152	105	570
540	0	100	200
580	646	2,978	3,500
598	149	2,140	5,000
	<u>1,132</u>	<u>6,217</u>	<u>11,130</u>
	<i>Other Services and Charges</i>		
610	612	1,577	650
650	0	0	0
	<u>612</u>	<u>1,577</u>	<u>650</u>
	<i>Supplies</i>		
740	0	0	0
	<u>0</u>	<u>0</u>	<u>0</u>
	<i>Capital Outlay</i>		
	<u>60,368</u>	<u>65,280</u>	<u>90,376</u>
	Veterans' Service		

**SAN PATRICIO COUNTY, TEXAS
GENERAL FUND
BUDGET 2020**

	2018 <u>ACTUAL</u>	2019 <u>ESTIMATE</u>	2020 <u>BUDGET</u>
406	<i>Emergency Management</i>		
110	\$ 126,190	\$ 154,082	\$ 179,053
185	1,333	1,560	1,560
190	1,035	720	842
195	2,046	2,617	600
210	24,625	31,904	34,388
220	10,018	11,224	13,928
230	14,249	17,636	21,810
250	240	268	727
260	335	290	450
	<u>180,071</u>	<u>220,301</u>	<u>253,358</u>
	<i>Personal Services</i>		
312	2,285	6,160	3,000
330	81	0	300
432	1,343	2,695	5,000
434	4,247	3,398	5,000
442	778	1,233	5,000
460	0	1,243	0
520	2,278	1,858	1,800
530	5,192	4,841	4,000
538	403	84	1,000
540	10	500	1,000
580	4,451	11,595	7,000
598	3,435	6,168	5,000
	<u>24,503</u>	<u>39,775</u>	<u>38,100</u>
	<i>Other Services and Charges</i>		
610	6,998	5,516	5,000
626	2,756	2,880	6,000
627	0	1,500	3,000
650	0	1,689	2,400
	<u>9,754</u>	<u>11,585</u>	<u>16,400</u>
	<i>Supplies</i>		
740	0	0	0
	<u>0</u>	<u>0</u>	<u>0</u>
	<i>Capital Outlay</i>		
	<u>214,328</u>	<u>271,661</u>	<u>307,858</u>
	<i>Emergency Management</i>		
407	<i>Emergency Response</i>		
341	18,877	0	0
421	210,685	0	0
598	0	0	0
	<u>229,562</u>	<u>0</u>	<u>0</u>
	<i>Other Services and Charges</i>		
	<u>229,562</u>	<u>0</u>	<u>0</u>
	<i>Emergency Response</i>		

**SAN PATRICIO COUNTY, TEXAS
GENERAL FUND
BUDGET 2020**

	2018 <u>ACTUAL</u>	2019 <u>ESTIMATE</u>	2020 <u>BUDGET</u>
408			
<i>Printing Department</i>			
110 Regular Employees	\$ 50,790	\$ 54,456	\$ 66,055
115 Temporary Employees	0	0	0
190 Longevity Pay	720	720	738
195 Overtime	2,204	3,711	1,200
210 Group Insurance	9,580	9,580	8,597
220 Social Security Taxes	3,678	4,074	5,201
230 Retirement Contributions	5,828	6,493	8,146
250 Unemployment Insurance	97	98	272
260 Workers' Compensation Ins	336	402	524
<i>Personal Services</i>	<u>73,233</u>	<u>79,534</u>	<u>90,733</u>
312 Conference and Assoc Dues	0	0	0
330 Pre-Employment Physicals	0	0	50
434 Equipment Repairs/Maint	3,204	7,690	8,300
442 Vehicle/Equipment Rental	0	1,000	2,025
520 Insurance/Bond Premiums	149	157	350
530 Telephone	0	0	50
538 Postage	0	0	15
540 Public Notices	0	25	50
580 Travel	0	25	0
598 Misc Services & Charges	0	0	0
<i>Other Services and Charges</i>	<u>3,353</u>	<u>8,897</u>	<u>10,840</u>
610 General Supplies	27,670	26,482	31,000
650 NCO Furniture/Equipment	0	907	200
<i>Supplies</i>	<u>27,670</u>	<u>27,389</u>	<u>31,200</u>
740 Machinery and Equipment	0	0	12,000
<i>Capital Outlay</i>	<u>0</u>	<u>0</u>	<u>12,000</u>
<i>Printing Department</i>	<u>104,256</u>	<u>115,820</u>	<u>144,773</u>

**SAN PATRICIO COUNTY, TEXAS
GENERAL FUND
BUDGET 2020**

	2018 <u>ACTUAL</u>	2019 <u>ESTIMATE</u>	2020 <u>BUDGET</u>
410			
<i>Personnel Department</i>			
110 Regular Employees	\$ 129,610	\$ 141,737	\$ 144,736
185 Phone Allowance	600	780	780
190 Longevity Pay	1,162	1,176	1,250
195 Overtime	2,287	1,682	2,000
210 Group Insurance	24,832	26,292	25,791
220 Social Security Taxes	9,844	10,774	11,381
230 Retirement Contributions	14,502	16,201	17,823
250 Unemployment Insurance	241	247	595
260 Workers' Compensation Ins	306	280	357
<i>Personal Services</i>	<u>183,384</u>	<u>199,169</u>	<u>204,713</u>
312 Conference and Assoc Dues	2,315	1,538	5,000
330 Pre-Employment Physicals	162	162	1,000
341 Other Professional Services	154	3,500	7,000
434 Equipment Repairs/Maint	0	877	1,500
520 Insurance/Bond Premiums	470	418	600
530 Telephone	456	456	0
538 Postage	807	943	2,000
540 Public Notices	0	0	500
580 Travel	4,467	2,125	4,000
598 Misc Services & Charges	402	1,864	2,500
<i>Other Services and Charges</i>	<u>9,233</u>	<u>11,883</u>	<u>24,100</u>
610 General Supplies	1,495	3,532	6,000
641 Books, Subscriptions	0	250	500
650 NCO Furniture/Equipment	0	892	1,000
698 Other Supplies	18,636	28,014	30,000
<i>Supplies</i>	<u>20,131</u>	<u>32,688</u>	<u>37,500</u>
<i>Personnel Department</i>	<u>212,748</u>	<u>243,740</u>	<u>266,313</u>

**SAN PATRICIO COUNTY, TEXAS
GENERAL FUND
BUDGET 2020**

	2018 <u>ACTUAL</u>	2019 <u>ESTIMATE</u>	2020 <u>BUDGET</u>
412			
Records Management			
110 Regular Employees	\$ 19,238	\$ 23,563	\$ 24,566
190 Longevity Pay	3	23	59
195 Overtime	345	513	500
210 Group Insurance	7,669	8,764	8,597
220 Social Security Taxes	1,498	1,804	1,922
230 Retirement Contributions	2,125	2,686	3,010
250 Unemployment Insurance	44	41	101
260 Workers' Compensation Ins	53	47	60
<i>Personal Services</i>	<u>30,975</u>	<u>37,441</u>	<u>38,815</u>
312 Conference and Assoc Dues	0	125	250
330 Pre-Employment Physicals	0	0	120
341 Other Professional Services	0	0	0
410 Utilities	4,840	3,727	5,000
434 Equipment Repairs/Maint	0	250	500
520 Insurance/Bond Premiums	191	126	650
530 Telephone	462	460	300
580 Travel	0	100	200
598 Misc Services & Charges	321	3,346	5,000
<i>Other Services and Charges</i>	<u>5,814</u>	<u>8,134</u>	<u>12,020</u>
610 General Supplies	735	504	1,000
641 Books, Subscriptions	0	100	200
<i>Supplies</i>	<u>735</u>	<u>604</u>	<u>1,200</u>
740 Machinery and Equipment	4,808	0	0
<i>Capital Outlay</i>	<u>4,808</u>	<u>0</u>	<u>0</u>
Records Management	<u>42,332</u>	<u>46,179</u>	<u>52,035</u>

**SAN PATRICIO COUNTY, TEXAS
GENERAL FUND
BUDGET 2020**

	2018 <u>ACTUAL</u>	2019 <u>ESTIMATE</u>	2020 <u>BUDGET</u>
416	<i>Information Services</i>		
110	\$ 202,661	\$ 224,139	\$ 229,137
185	2,400	2,400	2,400
190	2,319	2,373	2,534
195	153	0	500
210	40,916	40,925	35,248
220	15,019	16,632	17,944
230	22,517	25,500	28,102
250	354	359	938
260	539	492	622
	<u>286,878</u>	<u>312,820</u>	<u>317,425</u>
	<i>Personal Services</i>		
312	11,185	7,500	15,000
330	0	0	100
341	0	3,500	3,500
434	81,109	124,490	61,500
442	0	1,000	2,000
460	381,750	446,793	455,225
520	856	872	1,450
530	170,048	166,514	174,870
538	53	81	500
540	0	25	50
580	5,605	1,967	8,000
	<u>650,606</u>	<u>752,742</u>	<u>722,195</u>
	<i>Other Services and Charges</i>		
610	18,631	38,608	30,000
641	0	500	1,000
650	77,004	27,622	30,000
	<u>95,635</u>	<u>66,730</u>	<u>61,000</u>
	<i>Supplies</i>		
740	0	38,275	50,000
	<u>0</u>	<u>38,275</u>	<u>50,000</u>
	<i>Capital Outlay</i>		
	<u>1,033,119</u>	<u>1,170,567</u>	<u>1,150,620</u>
	<i>Information Services</i>		

**SAN PATRICIO COUNTY, TEXAS
GENERAL FUND
BUDGET 2020**

	2018 <u>ACTUAL</u>	2019 <u>ESTIMATE</u>	2020 <u>BUDGET</u>
418 ADA Coordinator			
110 Regular Employees	\$ 2,415	\$ 2,220	\$ 2,713
190 Longevity Pay	0	0	1
195 Overtime	0	0	0
210 Group Insurance	361	2	860
220 Social Security Taxes	183	170	208
230 Retirement Contributions	262	272	325
250 Unemployment Insurance	0	0	11
260 Workers' Compensation Ins	6	5	7
<i>Personal Services</i>	<u>3,227</u>	<u>2,669</u>	<u>4,125</u>
312 Conference and Assoc Dues	0	200	400
520 Insurance/Bond Premiums	3	3	12
580 Travel	0	850	1,700
<i>Other Services and Charges</i>	<u>3</u>	<u>1,053</u>	<u>2,112</u>
ADA Coordinator	<u>3,230</u>	<u>3,722</u>	<u>6,237</u>
449 Non-Departmental			
312 Conference and Assoc Dues	15,841	12,230	13,000
334 Accounting/Auditing Svcs	34,715	30,000	30,000
336 Engineering/Architectural	0	7,000	7,000
341 Other Professional Services	2,835	36,192	12,000
434 Equipment Repairs/Maint	550	6,400	12,000
442 Vehicle/Equipment Rental	11,739	8,889	9,500
501 Econ Development Services	0	0	0
520 Insurance/Bond Premiums	2,431	2,432	2,500
530 Telephone	0	0	0
538 Postage	299	618	100
540 Public Notices	2,746	3,071	5,000
598 Misc Services & Charges	65,229	44,929	36,000
<i>Other Services and Charges</i>	<u>136,385</u>	<u>151,761</u>	<u>127,100</u>
610 General Supplies	13,579	25,778	30,000
650 NCO Furniture/Equipment	0	0	0
<i>Supplies</i>	<u>13,579</u>	<u>25,778</u>	<u>30,000</u>
740 Machinery and Equipment	0	0	0
<i>Capital Outlay</i>	<u>0</u>	<u>0</u>	<u>0</u>
Non-Departmental	<u>149,964</u>	<u>177,539</u>	<u>157,100</u>
GENERAL ADMINISTRATION	<u>3,127,863</u>	<u>3,313,240</u>	<u>3,554,606</u>

**SAN PATRICIO COUNTY, TEXAS
GENERAL FUND
BUDGET 2020**

	2018 <u>ACTUAL</u>	2019 <u>ESTIMATE</u>	2020 <u>BUDGET</u>
450			
County Court			
110 Regular Employees	\$ 107,087	\$ 114,527	\$ 116,648
115 Temporary Employees	0	0	0
190 Longevity Pay	15	72	158
195 Overtime	946	669	1,200
210 Group Insurance	8,790	8,792	17,194
220 Social Security Taxes	8,755	8,914	9,027
230 Retirement Contributions	11,723	12,825	14,138
250 Unemployment Insurance	209	195	472
260 Workers' Compensation Ins	807	879	848
<i>Personal Services</i>	<u>138,332</u>	<u>146,873</u>	<u>159,685</u>
312 Conference and Assoc Dues	794	790	900
321 Other Costs of Court	8,973	3,750	9,000
329 Court Reporter Services	1,289	0	2,000
330 Pre-Employment Physicals	0	0	0
332 Attorney Fees	214,332	176,597	215,000
341 Other Professional Services	2,150	9,720	7,500
343 Translator Services	6,858	1,500	7,000
351 Juror Expense	19,260	22,500	32,500
434 Equipment Repairs/Maint	0	250	500
442 Vehicle/Equipment Rental	1,366	1,366	1,500
460 Software License/Support	0	0	1,920
520 Insurance/Bond Premiums	1,253	1,281	1,600
580 Travel	1,074	1,441	1,000
598 Misc Services & Charges	2,600	1,500	2,600
<i>Other Services and Charges</i>	<u>259,949</u>	<u>220,695</u>	<u>283,020</u>
610 General Supplies	1,136	750	2,000
650 NCO Furniture/Equipment	0	0	0
<i>Supplies</i>	<u>1,136</u>	<u>750</u>	<u>2,000</u>
740 Machinery and Equipment	0	0	0
<i>Capital Outlay</i>	<u>0</u>	<u>0</u>	<u>0</u>
County Court	<u>399,417</u>	<u>368,318</u>	<u>444,705</u>

**SAN PATRICIO COUNTY, TEXAS
GENERAL FUND
BUDGET 2020**

	2018 <u>ACTUAL</u>	2019 <u>ESTIMATE</u>	2020 <u>BUDGET</u>
451 County Court-at-Law Judge			
101 Elected Officials	\$ 150,100	\$ 152,083	\$ 166,083
110 Regular Employees	51,158	54,835	55,835
115 Temporary Employees	0	0	5,000
185 Phone Allowance	780	780	780
190 Longevity Pay	348	420	492
195 Overtime	0	0	1,000
210 Group Insurance	17,961	17,966	17,194
220 Social Security Taxes	13,307	15,431	17,534
230 Retirement Contributions	21,959	23,182	27,456
250 Unemployment Insurance	93	94	249
260 Workers' Compensation Ins	493	266	550
<i>Personal Services</i>	<u>256,199</u>	<u>265,057</u>	<u>292,173</u>
312 Conference and Assoc Dues	725	900	3,000
330 Pre-Employment Physicals	0	0	110
434 Equipment Repairs/Maint	0	250	500
520 Insurance/Bond Premiums	1,562	325	500
530 Telephone	457	456	468
538 Postage	2,785	3,215	2,500
540 Public Notices	0	100	200
580 Travel	1,612	2,460	3,000
<i>Other Services and Charges</i>	<u>7,141</u>	<u>7,706</u>	<u>10,278</u>
610 General Supplies	884	1,030	2,000
641 Books, Subscriptions	379	1,250	2,500
650 NCO Furniture/Equipment	0	750	1,500
<i>Supplies</i>	<u>1,263</u>	<u>3,030</u>	<u>6,000</u>
740 Machinery and Equipment	0	750	1,500
<i>Capital Outlay</i>	<u>0</u>	<u>750</u>	<u>1,500</u>
County Court-at-Law Judge	<u>264,603</u>	<u>276,543</u>	<u>309,951</u>

**SAN PATRICIO COUNTY, TEXAS
GENERAL FUND
BUDGET 2020**

	2018 <u>ACTUAL</u>	2019 <u>ESTIMATE</u>	2020 <u>BUDGET</u>
460			
<i>District Court</i>			
312 Conference and Assoc Dues	\$	\$ 150	\$ 0
321 Other Costs of Court	2,270	5,121	12,000
329 Court Reporter Services	0	0	1,000
330 Pre-Employment Physicals	0	0	0
332 Attorney Fees	497,680	539,869	475,000
335 Hospital/Medical Services	0	0	0
341 Other Professional Services	400	3,750	7,500
342 Psychological Evaluations	6,500	11,280	10,000
351 Juror Expense	57,470	82,224	75,000
434 Equipment Repairs/Maint	1,042	2,500	5,000
460 Software License/Support		0	0
520 Insurance/Bond Premiums	272	253	850
530 Telephone	0	0	0
538 Postage	0	50	100
540 Public Notices	0	50	100
580 Travel	0	0	0
598 Misc Services & Charges	2,028	800	1,600
<i>Other Services and Charges</i>	<u>567,662</u>	<u>646,047</u>	<u>588,150</u>
610 General Supplies	1,778	576	2,000
630 Food	430	680	1,000
650 NCO Furniture/Equipment	0	0	27,500
<i>Supplies</i>	<u>2,208</u>	<u>1,256</u>	<u>30,500</u>
740 Machinery and Equipment	0	0	0
Capital Outlay	<u>0</u>	<u>0</u>	<u>0</u>
<i>District Court</i>	<u>569,870</u>	<u>647,303</u>	<u>618,650</u>

**SAN PATRICIO COUNTY, TEXAS
GENERAL FUND
BUDGET 2020**

	2018 <u>ACTUAL</u>	2019 <u>ESTIMATE</u>	2020 <u>BUDGET</u>
465	<i>District Clerk</i>		
101	\$ 67,674	\$ 69,704	\$ 69,704
110	313,197	357,091	398,948
115	0	0	0
185	780	780	1,380
190	3,200	2,756	3,550
195	504	735	2,300
210	109,599	105,223	120,358
220	27,105	31,445	36,405
230	41,811	47,752	57,010
250	570	592	1,622
260	932	773	1,142
	<u>565,372</u>	<u>616,851</u>	<u>692,419</u>
	<i>Personal Services</i>		
312	635	1,320	3,000
330	405	172	350
434	414	2,642	5,000
442	3,300	2,886	4,750
520	1,829	2,354	3,630
530	0	0	0
538	9,538	9,865	9,800
540	86	50	100
580	2,875	3,431	6,000
598	31	700	500
	<u>19,113</u>	<u>23,420</u>	<u>33,130</u>
	<i>Other Services and Charges</i>		
610	10,325	10,099	13,000
650	8,436	6,065	9,000
	<u>18,761</u>	<u>16,164</u>	<u>22,000</u>
	<i>Supplies</i>		
740	0	0	0
	<u>0</u>	<u>0</u>	<u>0</u>
	<i>Capital Outlay</i>		
	<u>603,246</u>	<u>656,435</u>	<u>747,549</u>
	<i>District Clerk</i>		

**SAN PATRICIO COUNTY, TEXAS
GENERAL FUND
BUDGET 2020**

	2018 <u>ACTUAL</u>	2019 <u>ESTIMATE</u>	2020 <u>BUDGET</u>
467 District Attorney			
101 Elected Officials	\$ 10,540	\$ 10,540	\$ 6,972
110 Regular Employees	443,839	473,765	512,965
115 Temporary Employees	0	0	1,100
185 Phone Allowance	3,900	3,900	3,900
190 Longevity Pay	12,139	23,771	14,900
195 Overtime	661	875	0
210 Group Insurance	71,100	72,561	77,373
220 Social Security Taxes	33,995	37,207	41,296
230 Retirement Contributions	51,425	57,653	64,673
250 Unemployment Insurance	833	864	2,127
260 Workers' Compensation Ins	931	867	1,110
<i>Personal Services</i>	<u>629,363</u>	<u>682,003</u>	<u>726,416</u>
312 Conference and Assoc Dues	1,475	3,624	4,000
321 Other Costs of Court	0	0	100
329 Court Reporter Services	54	285	1,500
330 Pre-Employment Physicals	0	0	100
341 Other Professional Services	2,740	1,750	3,500
432 Vehicle Repairs/Maint	2,606	914	4,000
434 Equipment Repairs/Maint	1,369	1,350	2,700
520 Insurance/Bond Premiums	2,812	2,636	4,000
530 Telephone	0	0	0
538 Postage	617	329	1,800
580 Travel	1,602	1,350	2,700
597 Investigative Expense	0	100	200
598 Misc Services & Charges	4,081	2,797	5,000
<i>Other Services and Charges</i>	<u>17,356</u>	<u>15,135</u>	<u>29,600</u>
610 General Supplies	2,996	3,701	4,000
626 Fuel, Oil, Lubricants	6,859	4,890	8,000
627 Automotive Supplies	0	150	300
641 Books, Subscriptions	0	1,000	2,000
650 NCO Furniture/Equipment	4,300	0	1,000
<i>Supplies</i>	<u>14,155</u>	<u>9,741</u>	<u>15,300</u>
740 Machinery and Equipment	0	0	0
<i>Capital Outlay</i>	<u>0</u>	<u>0</u>	<u>0</u>
District Attorney	<u>660,874</u>	<u>706,879</u>	<u>771,316</u>

**SAN PATRICIO COUNTY, TEXAS
GENERAL FUND
BUDGET 2020**

	2018 <u>ACTUAL</u>	2019 <u>ESTIMATE</u>	2020 <u>BUDGET</u>
471	<i>Justice of the Peace #1</i>		
101	\$ 53,786	\$ 55,400	\$ 60,940
110	86,888	99,758	102,757
115	0	0	500
185	780	780	780
190	1,763	1,857	2,052
195	212	257	200
210	35,056	35,600	34,388
220	10,670	11,810	12,793
230	15,562	17,608	20,033
250	159	172	420
260	341	298	401
	<u>205,217</u>	<u>223,540</u>	<u>235,264</u>
	<i>Personal Services</i>		
312	225	270	1,210
321	0	0	110
330	0	0	0
351	0	0	110
434	0	791	1,100
442	360	432	510
520	798	786	1,100
530	1,002	1,314	1,800
538	4,709	4,731	5,500
580	2,843	3,084	4,000
598	332	380	500
	<u>10,269</u>	<u>11,788</u>	<u>15,940</u>
	<i>Other Services and Charges</i>		
610	3,548	3,225	5,000
650	0	550	1,100
	<u>3,548</u>	<u>3,775</u>	<u>6,100</u>
	<i>Supplies</i>		
740	0	0	0
	<u>0</u>	<u>0</u>	<u>0</u>
	<i>Capital Outlay</i>		
	<u>219,034</u>	<u>239,103</u>	<u>257,304</u>
	<i>Justice of the Peace #1</i>		

**SAN PATRICIO COUNTY, TEXAS
GENERAL FUND
BUDGET 2020**

	2018 <u>ACTUAL</u>	2019 <u>ESTIMATE</u>	2020 <u>BUDGET</u>
472	<i>Justice of the Peace #2</i>		
101	\$ 52,252	\$ 53,820	\$ 59,202
110	46,325	55,456	58,760
115	0	0	500
185	780	780	780
190	702	647	778
195	258	0	0
210	23,010	17,556	25,791
220	7,613	8,469	9,181
230	10,884	12,332	14,379
250	84	95	239
260	248	202	288
	<u>142,156</u>	<u>149,357</u>	<u>169,898</u>
	<i>Personal Services</i>		
312	335	870	1,200
321	0	250	500
330	81	0	0
410	2,240	0	0
434	0	500	1,000
441	1,500	0	0
520	752	605	775
530	0	0	0
538	1,860	4,368	3,600
580	4,705	3,278	5,000
598	1,631	1,314	600
	<u>13,104</u>	<u>11,185</u>	<u>12,675</u>
	<i>Other Services and Charges</i>		
610	1,998	3,952	2,000
650	0	811	1,000
	<u>1,998</u>	<u>4,763</u>	<u>3,000</u>
	<i>Supplies</i>		
740	0	0	0
	<u>0</u>	<u>0</u>	<u>0</u>
	<i>Capital Outlay</i>		
	<u>157,258</u>	<u>165,305</u>	<u>185,573</u>
	<i>Justice of the Peace #2</i>		

**SAN PATRICIO COUNTY, TEXAS
GENERAL FUND
BUDGET 2020**

	2018 <u>ACTUAL</u>	2019 <u>ESTIMATE</u>	2020 <u>BUDGET</u>
474	<i>Justice of the Peace #4</i>		
101	\$ 52,252	\$ 53,820	\$ 59,202
110	52,037	59,084	61,084
115	0	0	11,940
185	780	780	780
190	1,229	1,326	1,434
195	1,396	1,765	2,760
210	27,108	27,108	25,791
220	7,711	8,348	10,494
230	11,685	12,922	16,437
250	97	103	307
260	265	220	329
	<u>154,560</u>	<u>165,476</u>	<u>190,558</u>
	<i>Personal Services</i>		
312	530	2,160	2,000
321	0	0	150
351	70	420	500
434	0	0	150
442	0	0	0
520	715	568	750
530	1,166	847	1,100
538	500	1,980	1,500
580	6,395	8,396	8,000
598	0	75	150
	<u>9,376</u>	<u>14,446</u>	<u>14,300</u>
	<i>Other Services and Charges</i>		
610	2,840	3,887	3,500
650	0	900	1,200
	<u>2,840</u>	<u>4,787</u>	<u>4,700</u>
	<i>Supplies</i>		
740	0	0	0
	<u>0</u>	<u>0</u>	<u>0</u>
	<i>Capital Outlay</i>		
	<u>166,776</u>	<u>184,709</u>	<u>209,558</u>
	<i>Justice of the Peace #4</i>		

**SAN PATRICIO COUNTY, TEXAS
GENERAL FUND
BUDGET 2020**

	2018 <u>ACTUAL</u>	2019 <u>ESTIMATE</u>	2020 <u>BUDGET</u>
475	<i>Justice of the Peace #5</i>		
101	\$ 52,252	\$ 53,820	\$ 59,202
110	84,828	91,419	96,978
115	0	5,660	13,440
185	780	780	780
190	600	684	1,384
195	1,228	1,798	2,000
210	26,320	26,320	34,388
220	10,329	10,911	13,294
230	15,156	16,760	20,821
250	156	162	453
260	326	284	418
	<u>191,975</u>	<u>208,598</u>	<u>243,158</u>
	<i>Personal Services</i>		
312	1,170	1,460	3,000
321	0	0	100
330	0	0	100
351	0	0	450
434	1,500	1,000	1,000
442	1,826	2,270	2,000
520	1,163	762	1,400
530	475	662	500
538	3,482	4,882	4,000
580	6,668	6,803	8,000
	<u>16,284</u>	<u>17,839</u>	<u>20,550</u>
	<i>Other Services and Charges</i>		
610	2,425	3,692	4,500
650	1,156	1,500	1,500
	<u>3,581</u>	<u>5,192</u>	<u>6,000</u>
	<i>Supplies</i>		
740	0	0	0
	<u>0</u>	<u>0</u>	<u>0</u>
	<i>Capital Outlay</i>		
	<u>211,840</u>	<u>231,629</u>	<u>269,708</u>
	<i>Justice of the Peace #5</i>		

**SAN PATRICIO COUNTY, TEXAS
GENERAL FUND
BUDGET 2020**

	2018 <u>ACTUAL</u>	2019 <u>ESTIMATE</u>	2020 <u>BUDGET</u>
476	<i>Justice of the Peace #6</i>		
101	\$ 52,252	\$ 53,820	\$ 59,202
110	50,046	58,533	60,533
115	0	0	11,940
185	780	780	780
190	646	744	863
195	1,113	1,445	1,400
210	27,924	27,924	25,791
220	7,485	8,138	10,304
230	11,375	12,846	16,139
250	93	102	298
260	254	211	322
	<u>151,968</u>	<u>164,543</u>	<u>187,572</u>
	<i>Personal Services</i>		
312	655	860	2,000
321	0	0	400
330	0	0	100
351	0	480	300
434	0	1,000	1,000
442	1,323	1,323	1,500
520	755	608	850
530	1,049	457	2,000
538	900	650	1,400
580	3,478	4,626	6,000
	<u>8,160</u>	<u>10,004</u>	<u>15,550</u>
	<i>Other Services and Charges</i>		
610	3,474	1,968	4,000
650	0	1,300	1,300
	<u>3,474</u>	<u>3,268</u>	<u>5,300</u>
	<i>Supplies</i>		
740	0	0	0
	<u>0</u>	<u>0</u>	<u>0</u>
	<i>Capital Outlay</i>		
	<u>163,602</u>	<u>177,815</u>	<u>208,422</u>
	<i>Justice of the Peace #6</i>		

**SAN PATRICIO COUNTY, TEXAS
GENERAL FUND
BUDGET 2020**

	2018 <u>ACTUAL</u>	2019 <u>ESTIMATE</u>	2020 <u>BUDGET</u>
478	<i>Justice of the Peace #8</i>		
101	\$ 52,252	\$ 53,820	\$ 59,202
110	22,880	24,852	25,852
115	0	0	11,940
185	780	780	780
190	749	821	864
195	10	0	0
210	18,072	18,344	17,194
220	5,759	6,035	7,546
230	8,319	8,941	11,817
250	41	42	152
260	184	152	236
	<u>109,046</u>	<u>113,787</u>	<u>135,583</u>
	<i>Personal Services</i>		
312	360	520	1,000
321	0	0	200
332	0	0	400
410	1,112	1,929	3,000
434	0	0	100
441	10,700	15,000	15,200
520	543	572	1,000
530	282	456	500
538	664	1,073	1,500
580	3,126	1,565	3,500
598	25	50	600
	<u>16,812</u>	<u>21,165</u>	<u>27,000</u>
	<i>Other Services and Charges</i>		
610	3,543	2,789	3,000
650	0	983	1,500
	<u>3,543</u>	<u>3,772</u>	<u>4,500</u>
	<i>Supplies</i>		
740	0	0	0
	<u>0</u>	<u>0</u>	<u>0</u>
	<i>Capital Outlay</i>		
	<u>129,401</u>	<u>138,724</u>	<u>167,083</u>
	<i>Justice of the Peace #8</i>		

**SAN PATRICIO COUNTY, TEXAS
GENERAL FUND
BUDGET 2020**

	2018 <u>ACTUAL</u>	2019 <u>ESTIMATE</u>	2020 <u>BUDGET</u>
480	<i>Pre-Trial Services</i>		
110	\$ 0	\$ 71,594	\$ 89,000
185	0	1,000	1,200
190	0	120	227
195	0	0	0
210	0	13,689	17,194
220	0	5,437	6,918
230	0	5,663	10,834
250	0	193	362
260	0	0	217
	<u>0</u>	<u>97,696</u>	<u>125,952</u>
	<i>Personal Services</i>		
312	0	200	400
330	0	162	162
434	0	0	0
442	0	2,979	3,000
460	0	1,560	6,500
520	0	300	300
530	0	400	800
538	0	29	1,000
580	0	4,794	1,300
598	0	3,143	2,000
	<u>0</u>	<u>13,567</u>	<u>15,462</u>
	<i>Other Services and Charges</i>		
610	0	624	3,500
650	0	1,000	2,000
	<u>0</u>	<u>1,624</u>	<u>5,500</u>
	<i>Supplies</i>		
740	0	0	0
	<u>0</u>	<u>0</u>	<u>0</u>
	<i>Capital Outlay</i>		
	<u>0</u>	<u>112,887</u>	<u>146,914</u>
	<i>Pre-Trial Services</i>		
490	<i>Judiciary Support</i>		
352	4,816	10,000	10,000
520	4	4	7
	<u>4,820</u>	<u>10,004</u>	<u>10,007</u>
	<i>Other Services and Charges</i>		
	<u>4,820</u>	<u>10,004</u>	<u>10,007</u>
	<i>Judiciary Support</i>		
	<u>4,820</u>	<u>10,004</u>	<u>10,007</u>
JUDICIAL	<u>3,550,741</u>	<u>3,915,654</u>	<u>4,346,740</u>

**SAN PATRICIO COUNTY, TEXAS
GENERAL FUND
BUDGET 2020**

	2018 <u>ACTUAL</u>	2019 <u>ESTIMATE</u>	2020 <u>BUDGET</u>
500	County Attorney		
101	\$ 140,000	\$ 140,000	\$ 140,000
110	345,111	379,587	523,852
115	0	0	0
185	2,580	2,035	3,180
190	4,201	7,377	8,383
195	20,345	30,079	5,500
210	63,044	66,274	77,373
220	37,537	41,061	52,089
230	55,610	61,295	81,574
250	716	751	2,161
260	166	144	216
	<u>669,310</u>	<u>728,603</u>	<u>894,328</u>
	<i>Personal Services</i>		
312	3,025	5,770	7,500
330	162	0	150
430	0	0	0
434	3,643	12,499	5,000
460	1,257	1,356	0
520	1,806	1,788	2,500
530	0	0	0
538	1,932	2,376	4,500
540	197	918	1,500
580	5,188	8,697	10,000
598	1,858	4,817	4,000
	<u>19,068</u>	<u>38,221</u>	<u>35,150</u>
	<i>Other Services and Charges</i>		
610	9,402	10,642	12,000
641	2,218	1,250	2,500
650	3,112	1,000	2,000
	<u>14,732</u>	<u>12,892</u>	<u>16,500</u>
	<i>Supplies</i>		
740	0	0	0
	<u>0</u>	<u>0</u>	<u>0</u>
	<i>Capital Outlay</i>		
	<u>703,110</u>	<u>779,716</u>	<u>945,978</u>
	County Attorney		
505	Litigation		
321	7	0	50
332	101,249	45,750	51,200
336	8,716	0	0
341	0	9,383	10,000
520	145	44	150
598	156	22,858	45,000
	<u>110,273</u>	<u>78,035</u>	<u>106,400</u>
	<i>Other Services and Charges</i>		
	<u>110,273</u>	<u>78,035</u>	<u>106,400</u>
	Litigation		

**SAN PATRICIO COUNTY, TEXAS
GENERAL FUND
BUDGET 2020**

	2018 <u>ACTUAL</u>	2019 <u>ESTIMATE</u>	2020 <u>BUDGET</u>
510 Gov't Affairs/PIO			
110 Regular Employees	\$ 81,370	\$ 85,954	\$ 86,953
115 Temporary Employees	0	0	0
185 Phone Allowance	600	600	600
190 Longevity Pay	27	63	720
195 Overtime	0	0	0
210 Group Insurance	8,764	8,764	8,597
220 Social Security Taxes	6,273	6,663	6,753
230 Retirement Contributions	8,897	9,664	10,575
250 Unemployment Insurance	147	147	353
260 Workers' Compensation Ins	20	22	26
<i>Personal Services</i>	<u>106,098</u>	<u>111,877</u>	<u>114,577</u>
312 Conference and Assoc Dues	854	2,199	2,600
330 Pre-Employment Physicals	0	0	100
432 Vehicle Repairs/Maint	0	0	500
434 Equipment Repairs/Maint	0	0	1,000
520 Insurance/Bond Premiums	49	154	400
530 Telephone	746	7,629	2,400
580 Travel	1,897	4,651	3,500
598 Misc Services & Charges	7,584	2,977	300
<i>Other Services and Charges</i>	<u>11,130</u>	<u>17,610</u>	<u>10,800</u>
610 General Supplies	0	325	1,000
626 Fuel, Oil, Lubricants	0	122	2,000
698 Other Supplies	0	250	500
<i>Supplies</i>	<u>0</u>	<u>697</u>	<u>3,500</u>
Gov't Affairs/PIO	<u>117,228</u>	<u>130,184</u>	<u>128,877</u>
LEGAL	<u>930,611</u>	<u>987,935</u>	<u>1,181,255</u>

**SAN PATRICIO COUNTY, TEXAS
GENERAL FUND
BUDGET 2020**

	2018 <u>ACTUAL</u>	2019 <u>ESTIMATE</u>	2020 <u>BUDGET</u>
520			
<i>Elections Administration</i>			
110	\$ 139,081	\$ 153,810	\$ 180,714
115	58,509	41,672	75,000
185	1,930	1,980	1,980
190	981	1,044	1,585
195	7,814	3,216	10,000
210	33,489	35,096	36,108
220	15,393	12,552	20,600
230	18,182	19,237	32,259
250	378	284	1,077
260	528	447	647
	<u>276,285</u>	<u>269,338</u>	<u>359,970</u>
312	5,178	13,810	10,000
330	174	200	400
434	8,880	2,500	5,000
441	0	0	0
442	0	946	2,000
460	58,932	62,500	65,000
520	1,063	942	1,800
530	7,962	9,114	5,000
538	17,013	11,100	15,000
540	4,335	622	6,000
580	8,001	17,079	10,000
598	660	1,500	3,000
	<u>112,198</u>	<u>120,313</u>	<u>123,200</u>
610	12,253	17,938	38,000
650	7,083	4,500	5,000
	<u>19,336</u>	<u>22,438</u>	<u>43,000</u>
740	61,536	50,000	160,000
	<u>61,536</u>	<u>50,000</u>	<u>160,000</u>
	<u>469,355</u>	<u>462,089</u>	<u>686,170</u>
	<u>469,355</u>	<u>462,089</u>	<u>686,170</u>

**SAN PATRICIO COUNTY, TEXAS
GENERAL FUND
BUDGET 2020**

	2018 <u>ACTUAL</u>	2019 <u>ESTIMATE</u>	2020 <u>BUDGET</u>
540 County Auditor			
102 Appointed Officials	\$ 112,578	\$ 120,391	\$ 126,816
110 Regular Employees	441,330	479,098	707,655
115 Temporary Employees	0	0	0
185 Phone Allowance	780	1,380	1,380
190 Longevity Pay	4,283	4,235	4,558
195 Overtime	23,543	34,288	800
210 Group Insurance	87,078	85,317	111,761
220 Social Security Taxes	42,402	47,100	64,352
230 Retirement Contributions	63,203	70,287	100,776
250 Unemployment Insurance	1,049	1,078	3,364
260 Workers' Compensation Ins	1,723	1,456	2,019
<i>Personal Services</i>	<u>777,969</u>	<u>844,630</u>	<u>1,123,481</u>
312 Conference and Assoc Dues	4,553	7,217	7,500
330 Pre-Employment Physicals	81	86	200
341 Other Professional Services	276	500	1,000
432 Vehicle Repairs/Maint	1,194	1,622	3,000
434 Equipment Repairs/Maint	0	1,000	2,000
442 Vehicle/Equipment Rental	1,547	1,725	1,725
520 Insurance/Bond Premiums	2,347	2,271	2,500
530 Telephone	457	456	460
538 Postage	550	549	1,000
540 Public Notices	0	250	500
580 Travel	6,231	11,603	11,000
598 Misc Services & Charges	0	331	300
<i>Other Services and Charges</i>	<u>17,236</u>	<u>27,610</u>	<u>31,185</u>
610 General Supplies	4,393	3,416	3,500
626 Fuel, Oil, Lubricants	427	344	850
627 Automotive Supplies	0	103	800
641 Books, Subscriptions	402	200	400
650 NCO Furniture/Equipment	0	3,750	5,000
<i>Supplies</i>	<u>5,222</u>	<u>7,813</u>	<u>10,550</u>
740 Machinery and Equipment	0	0	0
<i>Capital Outlay</i>	<u>0</u>	<u>0</u>	<u>0</u>
County Auditor	<u>800,427</u>	<u>880,053</u>	<u>1,165,216</u>

**SAN PATRICIO COUNTY, TEXAS
GENERAL FUND
BUDGET 2020**

	2018 <u>ACTUAL</u>	2019 <u>ESTIMATE</u>	2020 <u>BUDGET</u>
542	County Treasurer		
101	\$ 67,952	\$ 69,704	\$ 69,704
110	89,888	105,990	110,157
115	0	0	0
185	780	1,380	1,380
190	1,296	1,044	2,582
195	3,464	4,047	3,500
210	36,688	36,688	34,388
220	11,596	12,984	14,331
230	17,727	20,203	22,441
250	294	187	465
260	394	340	450
	<u>230,079</u>	<u>252,567</u>	<u>259,398</u>
	<i>Personal Services</i>		
312	2,329	1,933	3,500
330	0	0	100
434	0	250	500
520	798	1,202	1,500
530	0	0	0
538	3,860	4,611	5,000
580	6,983	9,877	8,000
598	1	192	2,500
	<u>13,971</u>	<u>18,065</u>	<u>21,100</u>
	<i>Other Services and Charges</i>		
610	2,044	4,971	5,000
650	1,507	1,824	2,500
	<u>3,551</u>	<u>6,795</u>	<u>7,500</u>
	<i>Supplies</i>		
740	0	0	0
	<u>0</u>	<u>0</u>	<u>0</u>
	<i>Capital Outlay</i>		
	<u>247,601</u>	<u>277,427</u>	<u>287,998</u>
	County Treasurer		

**SAN PATRICIO COUNTY, TEXAS
GENERAL FUND
BUDGET 2020**

	2018 <u>ACTUAL</u>	2019 <u>ESTIMATE</u>	2020 <u>BUDGET</u>
544	<i>Tax Assessor-Collector</i>		
101	\$ 67,674	\$ 69,704	\$ 69,704
110	226,623	251,376	283,941
115	14,621	20,113	10,142
185	780	780	1,380
190	2,137	2,372	3,320
195	2,631	6,156	5,000
210	62,235	63,024	85,970
220	22,654	25,233	28,571
230	34,120	39,137	44,743
250	442	483	1,209
260	792	677	896
	<u>434,709</u>	<u>479,055</u>	<u>534,876</u>
	<i>Personal Services</i>		
312	770	1,375	2,000
330	162	250	500
341	26,880	10,000	16,000
434	270	334	668
442	2,170	2,532	2,905
460	0	19,000	19,000
520	2,412	1,567	1,800
530	0	0	0
538	21,817	21,595	25,000
580	4,713	3,283	5,000
598	0	0	0
	<u>59,194</u>	<u>59,936</u>	<u>72,873</u>
	<i>Other Services and Charges</i>		
610	8,817	8,757	15,000
650	0	4,795	0
	<u>8,817</u>	<u>13,552</u>	<u>15,000</u>
	<i>Supplies</i>		
740	0	0	0
	<u>0</u>	<u>0</u>	<u>0</u>
	<i>Capital Outlay</i>		
	<u>502,720</u>	<u>552,543</u>	<u>622,749</u>
	<i>Tax Assessor-Collector</i>		

**SAN PATRICIO COUNTY, TEXAS
GENERAL FUND
BUDGET 2020**

	2018 <u>ACTUAL</u>	2019 <u>ESTIMATE</u>	2020 <u>BUDGET</u>
546	<i>Auto Registration</i>		
110	\$ 258,429	\$ 282,203	\$ 296,314
115	0	0	0
190	1,298	1,458	1,917
195	1,488	1,687	1,000
210	86,709	96,332	94,567
220	18,852	20,830	22,892
230	28,342	31,414	35,848
250	462	474	1,198
260	629	552	717
	<u>396,209</u>	<u>434,950</u>	<u>454,453</u>
312	0	125	250
330	324	86	184
434	0	150	300
442	1,407	931	2,500
520	3,264	1,524	1,950
530	0	0	0
538	7,807	11,129	11,000
580	412	287	2,000
598	0	0	0
	<u>13,214</u>	<u>14,232</u>	<u>18,184</u>
610	1,221	788	1,000
650	0	0	0
	<u>1,221</u>	<u>788</u>	<u>1,000</u>
740	0	0	0
	<u>0</u>	<u>0</u>	<u>0</u>
	<u>410,644</u>	<u>449,970</u>	<u>473,637</u>
548	<i>Central Appraisal District</i>		
326	553,443	635,648	630,000
	<u>553,443</u>	<u>635,648</u>	<u>630,000</u>
	<u>553,443</u>	<u>635,648</u>	<u>630,000</u>
	<u>2,514,835</u>	<u>2,795,641</u>	<u>3,179,600</u>

**SAN PATRICIO COUNTY, TEXAS
GENERAL FUND
BUDGET 2020**

	2018 <u>ACTUAL</u>	2019 <u>ESTIMATE</u>	2020 <u>BUDGET</u>
580			
<i>Buildings & Yards - Admin</i>			
110	\$ 151,210	\$ 164,316	\$ 167,316
115	0	0	0
185	2,400	2,400	2,400
190	1,058	1,152	1,436
195	2,880	4,201	2,000
210	36,688	36,688	34,388
220	11,809	12,837	13,246
230	17,187	19,026	20,745
250	295	290	692
260	3,912	4,373	5,730
	<u>227,439</u>	<u>245,283</u>	<u>247,953</u>
432	1,540	1,694	2,500
434	6,724	2,573	5,000
520	3,595	3,446	4,000
530	456	456	500
540	0	150	300
580	0	0	0
598	3,211	4,149	3,500
	<u>15,526</u>	<u>12,468</u>	<u>15,800</u>
602	205	379	250
604	641	802	600
610	1,215	2,223	1,300
626	5,612	7,863	8,000
627	169	1,740	500
650	0	5,000	2,000
698	0	0	0
	<u>7,842</u>	<u>18,007</u>	<u>12,650</u>
740	37,700	9,937	0
	<u>37,700</u>	<u>9,937</u>	<u>0</u>
	<u>288,507</u>	<u>285,695</u>	<u>276,403</u>
	<u>288,507</u>	<u>285,695</u>	<u>276,403</u>

**SAN PATRICIO COUNTY, TEXAS
GENERAL FUND
BUDGET 2020**

	2018 <u>ACTUAL</u>	2019 <u>ESTIMATE</u>	2020 <u>BUDGET</u>
582	<i>Courthouse</i>		
110	\$ 140,983	\$ 184,211	\$ 195,706
115	0	0	0
185	600	600	600
190	1,651	1,797	2,136
195	2,252	2,921	2,000
210	49,082	55,718	59,319
220	10,498	13,495	15,333
230	15,785	20,590	24,014
250	273	336	803
260	4,117	4,579	6,634
	<u>225,241</u>	<u>284,247</u>	<u>306,545</u>
	<i>Personal Services</i>		
330	0	344	150
336	27,273	15,000	0
410	76,800	57,525	80,000
424	0	0	0
430	108,085	22,135	30,000
432	0	0	1,500
434	123,621	28,651	20,000
442	0	0	0
450	0	110,000	0
520	49,287	49,720	55,000
530	2,484	2,811	3,000
538	24	439	100
540	0	0	0
598	5,416	4,552	5,000
	<u>392,990</u>	<u>291,177</u>	<u>194,750</u>
	<i>Other Services and Charges</i>		
602	2,077	1,742	3,000
604	2,182	2,242	3,000
610	13,504	17,027	20,000
626	4,692	3,901	3,000
627	33	250	500
650	0	0	0
698	0	0	0
	<u>22,488</u>	<u>25,162</u>	<u>29,500</u>
	<i>Supplies</i>		
740	0	0	0
	<u>0</u>	<u>0</u>	<u>0</u>
	<i>Capital Outlay</i>		
	<u>640,719</u>	<u>600,586</u>	<u>530,795</u>
	<i>Courthouse</i>		

**SAN PATRICIO COUNTY, TEXAS
GENERAL FUND
BUDGET 2020**

	2018 <u>ACTUAL</u>	2019 <u>ESTIMATE</u>	2020 <u>BUDGET</u>
584	<i>Plymouth Courthouse Annex</i>		
110	\$ 23,881	\$ 27,014	\$ 28,014
190	168	204	241
195	1,063	193	500
210	8,764	8,764	8,597
220	1,754	1,929	2,200
230	2,725	3,053	3,445
250	45	47	115
260	665	673	952
	<u>39,065</u>	<u>41,877</u>	<u>44,064</u>
336	8,453	0	5,000
410	28,032	39,022	35,000
424	0	0	0
430	5,735	15,459	55,000
434	7,797	12,398	20,000
450	18,253	0	0
520	8,185	8,227	9,500
530	2,218	2,261	2,360
598	2,924	2,524	3,000
	<u>81,597</u>	<u>79,891</u>	<u>129,860</u>
602	363	778	1,500
604	253	840	1,500
610	4,114	5,257	6,500
626	544	520	500
650	0	0	0
698	0	0	0
	<u>5,274</u>	<u>7,395</u>	<u>10,000</u>
740	0	0	0
	<u>0</u>	<u>0</u>	<u>0</u>
	<u>125,936</u>	<u>129,163</u>	<u>183,924</u>

**SAN PATRICIO COUNTY, TEXAS
GENERAL FUND
BUDGET 2020**

	2018 <u>ACTUAL</u>	2019 <u>ESTIMATE</u>	2020 <u>BUDGET</u>
586 Law Enforcement Center			
110 Regular Employees	\$ 57,267	\$ 62,424	\$ 64,424
185 Phone Allowance	600	600	600
190 Longevity Pay	185	252	329
195 Overtime	2,496	1,484	2,000
210 Group Insurance	17,596	18,344	17,194
220 Social Security Taxes	4,299	4,322	5,152
230 Retirement Contributions	6,569	7,231	8,069
250 Unemployment Insurance	109	111	269
260 Workers' Compensation Ins	1,392	1,683	2,230
<i>Personal Services</i>	<u>90,513</u>	<u>96,451</u>	<u>100,267</u>
330 Pre-Employment Physicals	0	0	150
410 Utilities	183,164	147,678	170,000
430 Building Repairs/Maint	38,537	16,843	30,000
432 Vehicle Repairs/Maint	455	1,069	500
434 Equipment Repairs/Maint	93,435	138,840	255,000
450 Construction Services	0	5,000	0
520 Insurance/Bond Premiums	45,217	45,488	50,000
598 Misc Services & Charges	6,639	6,856	4,000
<i>Other Services and Charges</i>	<u>367,447</u>	<u>361,774</u>	<u>509,650</u>
602 Repair Materials	961	363	2,000
604 Repair Parts	3,026	2,520	5,000
610 General Supplies	5,854	5,443	6,500
626 Fuel, Oil, Lubricants	3,356	1,242	2,000
698 Other Supplies	0	0	0
<i>Supplies</i>	<u>13,197</u>	<u>9,568</u>	<u>15,500</u>
Law Enforcement Center	<u>471,157</u>	<u>467,793</u>	<u>625,417</u>
588 Aransas Pass 225 W. Wheeler			
110 Regular Employees	\$ 12,792	\$ 14,246	\$ 15,246
190 Longevity Pay	199	234	362
195 Overtime	5	45	0
210 Group Insurance	4,417	4,425	8,597
220 Social Security Taxes	994	1,111	1,194
230 Retirement Contributions	1,410	1,619	1,870
250 Unemployment Insurance	46	49	62
260 Workers' Compensation Ins	311	355	517
<i>Personal Services</i>	<u>20,174</u>	<u>22,084</u>	<u>27,848</u>
410 Utilities	9,334	8,624	11,000
430 Building Repairs/Maint	41,890	5,000	5,000
434 Equipment Repairs/Maint	0	5,000	5,000
441 Building/Office Rental	0	0	0
520 Insurance/Bond Premiums	1,609	1,638	2,100
598 Misc Services & Charges	1,455	13,136	1,500
<i>Other Services and Charges</i>	<u>54,288</u>	<u>33,398</u>	<u>24,600</u>
602 Repair Materials	0	75	150
604 Repair Parts	4	62	150
610 General Supplies	1,714	991	1,500
<i>Supplies</i>	<u>1,718</u>	<u>1,128</u>	<u>1,800</u>
Aransas Pass 225 W. Wheeler	<u>76,180</u>	<u>56,610</u>	<u>54,248</u>

**SAN PATRICIO COUNTY, TEXAS
GENERAL FUND
BUDGET 2020**

	2018 <u>ACTUAL</u>	2019 <u>ESTIMATE</u>	2020 <u>BUDGET</u>
589	<i>Aransas Pass 1212 W. Wheeler</i>		
410	\$ 3,566	\$ 3,197	\$ 5,000
423	0	0	0
424	0	0	0
430	0	2,500	2,500
434	0	2,500	2,500
450	22,000	0	0
520	0	0	2,000
530	0	0	0
598	700	906	1,000
	<u>26,266</u>	<u>9,103</u>	<u>13,000</u>
602	5	54	150
604	71	75	150
610	480	67	1,000
650	0	0	0
698	0	0	0
	<u>556</u>	<u>196</u>	<u>1,300</u>
740	0	0	0
	<u>0</u>	<u>0</u>	<u>0</u>
	<u>26,822</u>	<u>9,299</u>	<u>14,300</u>
590	<i>Mathis Annex</i>		
110	12,601	15,742	15,393
115	0	0	0
190	244	263	281
220	983	1,224	1,199
230	1,394	1,610	1,878
250	23	24	63
260	312	357	519
	<u>15,557</u>	<u>19,220</u>	<u>19,333</u>
336			3,000
410	16,313	16,196	18,000
430	630	3,807	20,000
434	212	0	8,000
520	2,112	2,135	3,150
598	858	936	1,000
	<u>20,125</u>	<u>23,074</u>	<u>53,150</u>
602	54	150	300
604	176	125	250
610	1,781	1,861	2,000
650	0	0	0
698	0	75	0
	<u>2,011</u>	<u>2,211</u>	<u>2,550</u>
740	0	0	0
	<u>0</u>	<u>0</u>	<u>0</u>
	<u>37,693</u>	<u>44,505</u>	<u>75,033</u>

**SAN PATRICIO COUNTY, TEXAS
GENERAL FUND
BUDGET 2020**

	2018 <u>ACTUAL</u>	2019 <u>ESTIMATE</u>	2020 <u>BUDGET</u>
592	<i>Portland Annex</i>		
110	\$ 11,863	\$ 13,731	\$ 13,412
115	0	0	0
190	108	108	360
195	0	0	0
210	0	0	0
220	916	1,059	1,054
230	1,299	1,488	1,650
250	22	23	55
260	293	335	456
	<u>14,501</u>	<u>16,744</u>	<u>16,987</u>
	<i>Personal Services</i>		
410	7,155	6,377	8,250
430	0	2,691	5,000
434	1,067	1,500	3,000
520	1,658	1,688	2,800
598	660	863	1,000
	<u>10,540</u>	<u>13,119</u>	<u>20,050</u>
	<i>Other Services and Charges</i>		
602	7	68	200
604	0	150	300
610	1,179	1,030	1,500
	<u>1,186</u>	<u>1,248</u>	<u>2,000</u>
	<i>Supplies</i>		
	<u>26,226</u>	<u>31,111</u>	<u>39,037</u>
	<i>Portland Annex</i>		
594	<i>Ingleside Health Clinic</i>		
110	12,791	14,246	15,246
190	0	0	452
195	0	0	0
210	4,347	4,343	8,597
220	979	1,090	1,201
230	1,388	1,587	1,881
250	0	0	62
260	312	357	520
	<u>19,817</u>	<u>21,623</u>	<u>27,959</u>
	<i>Personal Services</i>		
410	5,861	6,036	6,500
430	0	2,500	5,000
434	0	1,500	3,000
520	1,279	1,300	2,000
598	677	799	1,000
	<u>7,817</u>	<u>12,135</u>	<u>17,500</u>
	<i>Other Services and Charges</i>		
602	0	164	250
604	0	128	250
610	248	500	1,000
	<u>248</u>	<u>792</u>	<u>1,500</u>
	<i>Supplies</i>		
	<u>27,882</u>	<u>34,550</u>	<u>46,959</u>
	<i>Ingleside Health Clinic</i>		

**SAN PATRICIO COUNTY, TEXAS
GENERAL FUND
BUDGET 2020**

	2018 <u>ACTUAL</u>	2019 <u>ESTIMATE</u>	2020 <u>BUDGET</u>
596 Harville Rd. Annex			
410 Utilities	\$ 1,109	\$ 901	\$ 1,200
430 Building Repairs/Maint	2,021	1,500	3,000
434 Equipment Repairs/Maint	0	1,750	3,500
450 Construction Services	0	0	0
520 Insurance/Bond Premiums	783	788	1,300
530 Telephone	14	0	1,300
598 Misc Services & Charges	1,588	1,157	2,000
<i>Other Services and Charges</i>	<u>5,515</u>	<u>6,096</u>	<u>12,300</u>
602 Repair Materials	10	603	250
604 Repair Parts	0	34	250
610 General Supplies	210	200	1,000
<i>Supplies</i>	<u>220</u>	<u>837</u>	<u>1,500</u>
Harville Rd. Annex	<u>5,735</u>	<u>6,933</u>	<u>13,800</u>
598 Restitution Center			
336 Engineering/Architectural	2,147	1,250	30,000
430 Building Repairs/Maint	2,965	15,831	222,000
434 Equipment Repairs/Maint	3,873	11,743	22,500
450 Construction Services	0	73,647	0
520 Insurance/Bond Premiums	6,875	6,942	8,000
598 Misc Services & Charges	14,954	124	1,500
<i>Other Services and Charges</i>	<u>30,814</u>	<u>109,537</u>	<u>284,000</u>
602 Repair Materials	113	1,222	1,000
604 Repair Parts	294	1,517	1,500
610 General Supplies	166	1,270	3,500
626 Fuel, Oil, Lubricants	285	150	300
<i>Supplies</i>	<u>858</u>	<u>4,159</u>	<u>6,300</u>
Restitution Center	<u>31,672</u>	<u>113,696</u>	<u>290,300</u>
600 Market St. Annex			
410 Utilities	13,365	9,337	12,000
430 Building Repairs/Maint	1,711	6,972	15,000
434 Equipment Repairs/Maint	1,807	5,000	10,000
520 Insurance/Bond Premiums	3,007	3,025	5,000
598 Misc Services & Charges	881	1,090	1,800
<i>Other Services and Charges</i>	<u>20,771</u>	<u>25,424</u>	<u>43,800</u>
602 Repair Materials	107	79	200
604 Repair Parts	349	125	250
610 General Supplies	1,545	3,164	2,000
<i>Supplies</i>	<u>2,001</u>	<u>3,368</u>	<u>2,450</u>
Market St. Annex	<u>22,772</u>	<u>28,792</u>	<u>46,250</u>

**SAN PATRICIO COUNTY, TEXAS
GENERAL FUND
BUDGET 2020**

	2018 <u>ACTUAL</u>	2019 <u>ESTIMATE</u>	2020 <u>BUDGET</u>
602 Vineyard St. Annex			
110 Regular Employees	\$ 0	\$ 0	\$ 0
190 Longevity Pay	0	0	0
195 Overtime	0	0	4,000
210 Group Insurance	0	0	1,376
220 Social Security Taxes	0	0	306
230 Retirement Contributions	0	0	479
250 Unemployment Insurance	0	0	16
260 Workers' Compensation Ins	95	105	132
<i>Personal Services</i>	<u>95</u>	<u>105</u>	<u>6,309</u>
410 Utilities	6,199	11,559	7,500
430 Building Repairs/Maint	0	21,022	3,000
434 Equipment Repairs/Maint	0	2,500	5,000
520 Insurance/Bond Premiums	2,797	2,826	4,800
598 Misc Services & Charges	619	1,035	1,500
<i>Other Services and Charges</i>	<u>9,615</u>	<u>38,942</u>	<u>21,800</u>
602 Repair Materials	203	308	250
604 Repair Parts	154	326	300
610 General Supplies	634	1,069	650
650 NCO Furniture/Equipment	0	0	0
<i>Supplies</i>	<u>991</u>	<u>1,703</u>	<u>1,200</u>
740 Machinery and Equipment	0	0	0
<i>Capital Outlay</i>	<u>0</u>	<u>0</u>	<u>0</u>
Vineyard St. Annex	<u>10,701</u>	<u>40,750</u>	<u>29,309</u>
604 San Patricio County Annex			
410 Utilities	5,954	4,342	6,500
430 Building Repairs/Maint	550	1,576	33,000
434 Equipment Repairs/Maint	1,324	2,500	5,000
520 Insurance/Bond Premiums	766	771	2,000
598 Misc Services & Charges	944	1,080	1,000
<i>Other Services and Charges</i>	<u>9,538</u>	<u>10,269</u>	<u>47,500</u>
602 Repair Materials	1	19	250
604 Repair Parts	123	84	250
608 Signage	0	0	300
610 General Supplies	575	647	1,000
698 Other Supplies	0	0	0
<i>Supplies</i>	<u>699</u>	<u>750</u>	<u>1,800</u>
740 Machinery and Equipment	0	0	0
<i>Capital Outlay</i>	<u>0</u>	<u>0</u>	<u>0</u>
San Patricio County Annex	<u>10,237</u>	<u>11,019</u>	<u>49,300</u>

**SAN PATRICIO COUNTY, TEXAS
GENERAL FUND
BUDGET 2020**

	2018 <u>ACTUAL</u>	2019 <u>ESTIMATE</u>	2020 <u>BUDGET</u>
606	<i>East Market St. Annex</i>		
410	\$ 1,873	\$ 1,602	\$ 2,000
421	0	50	100
424	0	50	100
430	14,190	1,500	13,000
434	0	2,500	5,000
520	596	600	1,000
598	693	1,067	1,500
	<u>17,352</u>	<u>7,369</u>	<u>22,700</u>
602	0	63	250
604	20	0	250
608	0	0	0
610	97	761	1,000
698	0	0	0
	<u>117</u>	<u>824</u>	<u>1,500</u>
740	0	0	0
	<u>0</u>	<u>0</u>	<u>0</u>
	<i>East Market St. Annex</i>		
	<u>17,469</u>	<u>8,193</u>	<u>24,200</u>
608	<i>Odem Annex</i>		
410	1,575	2,491	2,500
421	0	0	0
424	0	0	0
430	0	1,292	2,500
434	0	1,250	2,500
520	0	6	1,000
598	250	175	1,000
	<u>1,825</u>	<u>5,214</u>	<u>9,500</u>
602	4	100	200
604	0	100	200
608	0	250	0
610	101	500	1,000
698	0	0	0
	<u>105</u>	<u>950</u>	<u>1,400</u>
740	0	0	0
	<u>0</u>	<u>0</u>	<u>0</u>
	<i>Odem Annex</i>		
	<u>1,930</u>	<u>6,164</u>	<u>10,900</u>
	<i>PUBLIC FACILITIES</i>		
	<u>1,821,639</u>	<u>1,874,859</u>	<u>2,310,175</u>

**SAN PATRICIO COUNTY, TEXAS
GENERAL FUND
BUDGET 2020**

	2018 <u>ACTUAL</u>	2019 <u>ESTIMATE</u>	2020 <u>BUDGET</u>
650	<i>Fire and Ambulance Service</i>		
511	\$ 237,000	\$ 237,000	\$ 280,000
512	190,108	189,000	380,000
520	185	175	600
	<u>427,293</u>	<u>426,175</u>	<u>660,600</u>
610	0	0	0
	<u>0</u>	<u>0</u>	<u>0</u>
740	0	0	0
	<u>0</u>	<u>0</u>	<u>0</u>
	<u>427,293</u>	<u>426,175</u>	<u>660,600</u>
651	<i>Constable Pct. #1</i>		
101	42,797	44,081	44,081
110	0	0	0
185	780	780	780
190	180	216	252
195	0	0	0
210	9,580	9,580	8,597
220	2,859	2,935	3,451
230	4,748	5,022	5,405
250	0	0	0
260	614	558	704
290	0	0	0
	<u>61,558</u>	<u>63,172</u>	<u>63,270</u>
312	235	855	3,000
432	556	1,979	1,000
434	0	500	1,000
442	0	200	400
520	1,107	1,064	1,460
530	0	0	0
538	50	150	300
580	487	750	1,500
598	535	635	500
	<u>2,970</u>	<u>6,133</u>	<u>9,160</u>
610	320	500	1,000
626	2,606	2,815	4,000
650	0	750	1,500
	<u>2,926</u>	<u>4,065</u>	<u>6,500</u>
740	0	0	0
	<u>0</u>	<u>0</u>	<u>0</u>
	<u>67,454</u>	<u>73,370</u>	<u>78,930</u>

**SAN PATRICIO COUNTY, TEXAS
GENERAL FUND
BUDGET 2020**

	2018 <u>ACTUAL</u>	2019 <u>ESTIMATE</u>	2020 <u>BUDGET</u>
652	Constable Pct. #2		
101	\$ 42,397	\$ 43,669	\$ 43,669
185	780	780	780
190	396	432	468
210	9,580	9,580	8,597
220	3,333	3,433	3,436
230	4,728	5,000	5,381
260	612	1,671	701
290	0	0	0
	<u>61,826</u>	<u>64,565</u>	<u>63,032</u>
	<i>Personal Services</i>		
312	210	500	1,000
432	1,354	600	2,000
434	0	113	500
442	360	75	400
520	954	962	1,200
530	0	0	0
538	0	50	100
580	559	750	1,500
598	0	100	200
	<u>3,437</u>	<u>3,150</u>	<u>6,900</u>
	<i>Other Services and Charges</i>		
610	238	262	1,000
626	0	400	800
627	0	100	500
650	0	2,210	0
	<u>238</u>	<u>2,972</u>	<u>2,300</u>
	<i>Supplies</i>		
740	0	0	0
	<u>0</u>	<u>0</u>	<u>0</u>
	<i>Capital Outlay</i>		
	<u>65,501</u>	<u>70,687</u>	<u>72,232</u>
	Constable Pct. #2		

**SAN PATRICIO COUNTY, TEXAS
GENERAL FUND
BUDGET 2020**

	2018 <u>ACTUAL</u>	2019 <u>ESTIMATE</u>	2020 <u>BUDGET</u>
654 Constable Pct. #4			
101 Elected Officials	\$ 42,397	\$ 43,669	\$ 43,669
110 Regular Employees	0	0	0
185 Phone Allowance	780	780	780
190 Longevity Pay	384	420	456
210 Group Insurance	8,764	8,764	8,597
220 Social Security Taxes	3,332	3,432	3,435
230 Retirement Contributions	4,726	4,997	5,380
250 Unemployment Insurance	0	0	0
260 Workers' Compensation Ins	612	556	701
290 Other Employee Benefits	0	0	0
<i>Personal Services</i>	<u>60,995</u>	<u>62,618</u>	<u>63,018</u>
312 Conference and Assoc Dues	120	100	200
432 Vehicle Repairs/Maint	247	1,500	3,000
434 Equipment Repairs/Maint	0	500	1,000
442 Vehicle/Equipment Rental	0	250	0
520 Insurance/Bond Premiums	1,325	1,244	1,262
530 Telephone	1,134	685	2,000
538 Postage	290	250	500
580 Travel	0	500	1,000
598 Misc Services & Charges	403	1,000	2,000
<i>Other Services and Charges</i>	<u>3,519</u>	<u>6,029</u>	<u>10,962</u>
610 General Supplies	689	1,628	2,500
626 Fuel, Oil, Lubricants	798	663	1,500
627 Automotive Supplies	15	1,660	3,000
650 NCO Furniture/Equipment	0	1,000	1,500
<i>Supplies</i>	<u>1,502</u>	<u>4,951</u>	<u>8,500</u>
740 Machinery and Equipment	0	750	0
<i>Capital Outlay</i>	<u>0</u>	<u>750</u>	<u>0</u>
Constable Pct. #4	<u>66,016</u>	<u>74,348</u>	<u>82,480</u>

**SAN PATRICIO COUNTY, TEXAS
GENERAL FUND
BUDGET 2020**

	2018 <u>ACTUAL</u>	2019 <u>ESTIMATE</u>	2020 <u>BUDGET</u>
655 <i>Constable Pct. #5</i>			
101 Elected Officials	\$ 42,397	\$ 43,669	\$ 43,669
110 Regular Employees	0	0	0
185 Phone Allowance	780	780	780
190 Longevity Pay	462	492	366
210 Group Insurance	8,764	8,764	8,597
220 Social Security Taxes	3,338	3,438	3,428
230 Retirement Contributions	4,735	5,006	5,369
250 Unemployment Insurance	0	0	0
260 Workers' Compensation Ins	616	554	699
290 Other Employee Benefits	0	0	0
<i>Personal Services</i>	<u>61,092</u>	<u>62,703</u>	<u>62,908</u>
312 Conference and Assoc Dues	270	50	100
432 Vehicle Repairs/Maint	425	1,635	2,000
434 Equipment Repairs/Maint	29	600	1,200
442 Vehicle/Equipment Rental	360	180	360
520 Insurance/Bond Premiums	882	815	1,000
530 Telephone	0	0	0
538 Postage	49	100	200
580 Travel	622	250	500
598 Misc Services & Charges	225	250	500
<i>Other Services and Charges</i>	<u>2,862</u>	<u>3,880</u>	<u>5,860</u>
610 General Supplies	6	350	700
626 Fuel, Oil, Lubricants	2,466	1,613	2,000
627 Automotive Supplies	26	393	1,000
650 NCO Furniture/Equipment	0	0	0
<i>Supplies</i>	<u>2,498</u>	<u>2,356</u>	<u>3,700</u>
740 Machinery and Equipment	0	0	0
<i>Capital Outlay</i>	<u>0</u>	<u>0</u>	<u>0</u>
 <i>Constable Pct. #5</i>	<u>66,452</u>	<u>68,939</u>	<u>72,468</u>

**SAN PATRICIO COUNTY, TEXAS
GENERAL FUND
BUDGET 2020**

	2018 <u>ACTUAL</u>	2019 <u>ESTIMATE</u>	2020 <u>BUDGET</u>
656			
Constable Pct. #6			
101 Elected Officials	\$ 42,397	\$ 43,669	\$ 43,669
185 Phone Allowance	780	780	780
190 Longevity Pay	36	72	501
210 Group Insurance	8,866	9,580	8,597
220 Social Security Taxes	3,306	3,054	3,439
230 Retirement Contributions	4,689	4,960	5,385
260 Workers' Compensation Ins	612	1,672	701
290 Other Employee Benefits	0	0	0
<i>Personal Services</i>	<u>60,686</u>	<u>63,787</u>	<u>63,072</u>
312 Conference and Assoc Dues	160	670	500
432 Vehicle Repairs/Maint	2,058	1,679	2,500
434 Equipment Repairs/Maint	50	250	500
442 Vehicle/Equipment Rental	360	250	500
520 Insurance/Bond Premiums	981	1,063	1,000
530 Telephone	0	75	150
538 Postage	125	113	225
580 Travel	1,632	1,565	2,000
598 Misc Services & Charges	0	425	1,000
<i>Other Services and Charges</i>	<u>5,366</u>	<u>6,090</u>	<u>8,375</u>
610 General Supplies	549	873	1,500
626 Fuel, Oil, Lubricants	994	650	1,500
627 Automotive Supplies	0	250	500
650 NCO Furniture/Equipment	681	1,750	2,500
<i>Supplies</i>	<u>2,224</u>	<u>3,523</u>	<u>6,000</u>
740 Machinery and Equipment	0	0	0
<i>Capital Outlay</i>	<u>0</u>	<u>0</u>	<u>0</u>
Constable Pct. #6	<u>68,276</u>	<u>73,400</u>	<u>77,447</u>

**SAN PATRICIO COUNTY, TEXAS
GENERAL FUND
BUDGET 2020**

	2018 <u>ACTUAL</u>	2019 <u>ESTIMATE</u>	2020 <u>BUDGET</u>
658			
Constable Pct. #8			
101 Elected Officials	\$ 42,397	\$ 43,669	\$ 43,669
110 Regular Employees	0	0	0
185 Phone Allowance	780	780	780
190 Longevity Pay	720	720	720
210 Group Insurance	8,764	8,764	8,597
220 Social Security Taxes	3,358	3,456	3,455
230 Retirement Contributions	4,763	5,032	5,411
260 Workers' Compensation Ins	616	1,682	705
290 Other Employee Benefits	0	0	0
<i>Personal Services</i>	<u>61,398</u>	<u>64,103</u>	<u>63,337</u>
312 Conference and Assoc Dues	372	590	1,000
432 Vehicle Repairs/Maint	515	2,595	3,044
434 Equipment Repairs/Maint	0	516	600
441 Building/Office Rental	2,200	4,080	4,400
442 Vehicle/Equipment Rental	737	1,471	1,000
520 Insurance/Bond Premiums	981	965	650
530 Telephone	0	143	456
538 Postage	0	677	150
580 Travel	568	0	1,000
598 Misc Services & Charges	468	250	500
<i>Other Services and Charges</i>	<u>5,841</u>	<u>11,287</u>	<u>12,800</u>
610 General Supplies	553	537	1,000
626 Fuel, Oil, Lubricants	1,575	2,012	2,000
627 Automotive Supplies	0	250	500
650 NCO Furniture/Equipment	2,321	1,835	1,000
<i>Supplies</i>	<u>4,449</u>	<u>4,634</u>	<u>4,500</u>
740 Machinery and Equipment	0	0	0
<i>Capital Outlay</i>	<u>0</u>	<u>0</u>	<u>0</u>
Constable Pct. #8	<u>71,688</u>	<u>80,024</u>	<u>80,637</u>

**SAN PATRICIO COUNTY, TEXAS
GENERAL FUND
BUDGET 2020**

	2018 <u>ACTUAL</u>	2019 <u>ESTIMATE</u>	2020 <u>BUDGET</u>
660	County Sheriff		
101	\$ 83,082	\$ 85,574	\$ 85,574
110	2,957,891	3,195,119	3,234,812
185	42,522	42,360	41,760
190	31,042	30,993	36,914
195	342,968	285,532	80,000
210	558,962	561,519	601,790
220	255,996	270,859	266,150
230	375,139	388,974	416,788
250	6,070	5,902	13,564
260	38,957	36,274	46,218
	<u>4,692,629</u>	<u>4,903,106</u>	<u>4,823,570</u>
	<i>Personal Services</i>		
312	5,322	4,850	7,000
330	1,002	1,902	2,500
335	2,773	5,746	7,000
341	287	500	1,000
410	6,297	6,529	8,000
430	950	2,528	5,000
432	75,151	93,008	73,000
434	7,030	15,505	25,000
442	3,629	3,241	4,000
460	3,027	21,274	8,000
520	84,089	85,413	85,000
530	9,041	10,151	12,000
538	12,728	20,659	23,000
540	0	1,500	3,000
580	11,108	5,631	10,000
597	600	500	1,000
598	17,006	11,799	18,000
	<u>240,040</u>	<u>290,736</u>	<u>292,500</u>
	<i>Other Services and Charges</i>		
604	3,691	2,796	4,000
610	23,947	28,780	30,000
626	215,670	193,222	225,000
627	27,762	49,102	50,000
650	1,211	29,140	30,000
698	7,262	10,427	15,000
	<u>279,543</u>	<u>313,467</u>	<u>354,000</u>
	<i>Supplies</i>		
740	344,810	350,000	1,375,000
	<u>344,810</u>	<u>350,000</u>	<u>1,375,000</u>
	<i>Capital Outlay</i>		
	<u>5,557,022</u>	<u>5,857,309</u>	<u>6,845,070</u>
	County Sheriff		

**SAN PATRICIO COUNTY, TEXAS
GENERAL FUND
BUDGET 2020**

	2018 <u>ACTUAL</u>	2019 <u>ESTIMATE</u>	2020 <u>BUDGET</u>
662	<i>Highway Patrol</i>		
312	\$ 0	\$ 0	\$ 0
330	0	0	0
434	0	500	1,000
442	6,367	9,503	19,000
520	6	6	0
530	0	0	0
538	0	0	0
598	0	0	0
	<u>6,373</u>	<u>10,009</u>	<u>20,000</u>
610	310	935	1,500
650	0	850	0
	<u>310</u>	<u>1,785</u>	<u>1,500</u>
720	0	0	0
740	0	0	0
	<u>0</u>	<u>0</u>	<u>0</u>
	<i>Highway Patrol</i>	<i>Highway Patrol</i>	<i>Highway Patrol</i>
	<u>6,683</u>	<u>11,794</u>	<u>21,500</u>
664	<i>PSAP Coordinator/E911</i>		
110	35,780	38,996	39,996
185	780	780	780
190	390	426	771
195	789	1,909	500
210	8,764	8,764	8,597
220	2,781	3,116	3,216
230	4,095	4,536	5,037
250	68	69	168
260	91	79	101
	<u>53,538</u>	<u>58,675</u>	<u>59,166</u>
312	1,709	2,000	4,000
330	0	0	0
432	67	1,194	2,000
520	135	139	250
530	0	0	500
538	47	260	100
540	0	50	100
580	3,681	2,500	5,000
598	827	500	1,000
	<u>6,466</u>	<u>6,643</u>	<u>12,950</u>
610	975	3,197	3,000
626	687	1,867	3,000
627	0	500	1,000
650	2,588	4,250	5,000
	<u>4,250</u>	<u>9,814</u>	<u>12,000</u>
740	0	0	0
	<u>0</u>	<u>0</u>	<u>0</u>
	<i>PSAP Coordinator/E911</i>	<i>PSAP Coordinator/E911</i>	<i>PSAP Coordinator/E911</i>
	<u>64,254</u>	<u>75,132</u>	<u>84,116</u>

**SAN PATRICIO COUNTY, TEXAS
GENERAL FUND
BUDGET 2020**

	2018 <u>ACTUAL</u>	2019 <u>ESTIMATE</u>	2020 <u>BUDGET</u>
680			
Corrections			
110 Regular Employees	\$ 1,649,530	\$ 1,939,794	\$ 2,068,159
115 Temporary Employees	0	0	0
185 Phone Allowance	4,097	4,358	3,360
190 Longevity Pay	12,306	12,684	18,529
195 Overtime	210,261	245,107	30,000
210 Group Insurance	347,886	385,390	421,253
220 Social Security Taxes	140,902	165,169	162,187
230 Retirement Contributions	203,720	227,910	253,982
250 Unemployment Insurance	3,379	3,452	8,480
260 Workers' Compensation Ins	25,211	22,561	31,761
<i>Personal Services</i>	<u>2,597,292</u>	<u>3,006,425</u>	<u>2,997,711</u>
312 Conference and Assoc Dues	100	1,500	3,000
324 Administrative Costs	2,178	6,427	4,000
330 Pre-Employment Physicals	1,296	1,355	4,000
331 Physician Services	11,360	9,500	15,000
335 Hospital/Medical Services	90,762	135,828	160,000
337 Outpatient Hospital Svcs	180	2,000	4,000
338 Mobile X-Ray	18,143	12,753	20,000
341 Other Professional Services	42,410	42,000	43,000
363 Dental Care	16,203	16,164	17,000
430 Building Repairs/Maint	220,482	210,434	170,000
432 Vehicle Repairs/Maint	1,072	331	1,000
434 Equipment Repairs/Maint	17,027	30,160	40,000
442 Vehicle/Equipment Rental	1,610	11,598	13,000
512 Ambulance Service Fees	10,715	9,663	12,000
520 Insurance/Bond Premiums	25,478	25,195	26,000
540 Public Notices	0	485	1,000
580 Travel	2,082	2,058	4,000
586 Prisoner Transportation	1,697	6,998	8,000
598 Misc Services & Charges	9,306	8,347	10,000
<i>Other Services and Charges</i>	<u>472,101</u>	<u>532,796</u>	<u>555,000</u>
602 Repair Materials	0	5,000	7,000
610 General Supplies	116,035	145,805	130,000
630 Food	285,300	271,482	300,000
650 NCO Furniture/Equipment	0	13,522	20,000
661 Prescription Drugs	37,478	62,525	62,000
<i>Supplies</i>	<u>438,813</u>	<u>498,334</u>	<u>519,000</u>
740 Machinery and Equipment	0	28,000	28,000
<i>Capital Outlay</i>	<u>0</u>	<u>28,000</u>	<u>28,000</u>
Corrections	<u>3,508,205</u>	<u>4,065,555</u>	<u>4,099,711</u>

**SAN PATRICIO COUNTY, TEXAS
GENERAL FUND
BUDGET 2020**

	2018 <u>ACTUAL</u>	2019 <u>ESTIMATE</u>	2020 <u>BUDGET</u>
682	<i>Juvenile Detention Center</i>		
110	\$ 420,332	\$ 514,809	\$ 581,693
115	104,979	39,086	45,473
185	600	600	600
190	1,981	2,132	3,564
195	17,965	116,972	15,000
210	76,055	73,536	141,851
220	40,975	50,679	49,446
230	59,178	65,080	77,431
250	1,020	1,080	2,585
260	9,047	8,665	10,085
	<i>Personal Services</i>		
	732,132	872,639	927,728
312	1,267	3,125	4,000
330	498	766	2,600
335	22,796	19,130	25,000
341	0	2,900	5,800
342	875	1,920	2,000
410	24,614	18,958	25,000
430	22,442	32,395	30,500
432	1,936	2,881	4,000
434	3,715	13,360	10,000
442	3,345	3,268	4,000
520	12,720	12,269	14,000
530	733	549	600
538	0	1,200	2,700
580	722	7,417	4,000
	<i>Other Services and Charges</i>		
	95,663	120,138	134,200
602	0	0	0
604	0	250	500
610	23,033	21,627	25,000
626	0	3,250	2,000
627	0	200	400
630	35,281	39,714	40,000
650	0	3,250	6,500
	<i>Supplies</i>		
	58,314	68,291	74,400
730	0	0	0
740	0	6,500	6,500
	<i>Capital Outlay</i>		
	0	6,500	6,500
	<i>Juvenile Detention Center</i>		
	886,109	1,067,568	1,142,828

**SAN PATRICIO COUNTY, TEXAS
GENERAL FUND
BUDGET 2020**

	2018 <u>ACTUAL</u>	2019 <u>ESTIMATE</u>	2020 <u>BUDGET</u>
690	<i>Adult/Juvenile Probation</i>		
101	\$ 34,500	\$ 34,500	\$ 34,500
210	857	380	1,290
220	2,545	2,678	2,640
230	3,743	3,889	4,135
250	0	0	0
	<u>41,645</u>	<u>41,447</u>	<u>42,565</u>
	<i>Personal Services</i>		
520	559	565	800
591	40,033	38,534	76,534
592	0	531,256	580,156
598	0	0	0
	<u>40,592</u>	<u>570,355</u>	<u>657,490</u>
	<i>Other Services and Charges</i>		
	<u>82,237</u>	<u>611,802</u>	<u>700,055</u>
	<i>Adult/Juvenile Probation</i>		
	<u>10,937,191</u>	<u>12,556,103</u>	<u>14,018,074</u>
	<i>PUBLIC SAFETY</i>		
700	<i>Citizen Collection Stations</i>		
410	194	221	1,000
421	112,232	99,394	110,000
424	0	2,000	2,000
432	0	0	0
434	0	0	0
442	0	0	0
450	4,519	0	0
520	43	46	130
	<u>116,988</u>	<u>101,661</u>	<u>113,130</u>
	<i>Other Services and Charges</i>		
740	0	0	0
	<u>0</u>	<u>0</u>	<u>0</u>
	<i>Capital Outlay</i>		
	<u>116,988</u>	<u>101,661</u>	<u>113,130</u>
	<i>Citizen Collection Stations</i>		
	<u>116,988</u>	<u>101,661</u>	<u>113,130</u>
	<i>ENVIRONMENTAL PROTECTION</i>		

**SAN PATRICIO COUNTY, TEXAS
GENERAL FUND
BUDGET 2020**

	2018 <u>ACTUAL</u>	2019 <u>ESTIMATE</u>	2020 <u>BUDGET</u>
735	<i>Health Department</i>		
102	\$ 58,348	\$ 62,241	\$ 63,241
110	0	0	0
115	0	0	0
185	0	0	0
190	0	0	0
195	0	0	0
210	0	0	0
220	4,464	4,761	4,838
230	6,331	6,934	7,576
250	105	106	253
260	115	116	145
	<u>69,363</u>	<u>74,158</u>	<u>76,053</u>
	<i>Personal Services</i>		
312	0	250	500
330	0	0	0
341	0	750	2,000
421	0	0	0
432	0	0	0
434	0	0	0
442	0	0	0
520	3,930	4,335	2,000
530	462	460	800
538	281	9	200
540	0	250	500
580	0	250	500
598	0	425	850
	<u>4,673</u>	<u>6,729</u>	<u>7,350</u>
	<i>Other Services and Charges</i>		
610	0	250	500
626	0	0	0
627	0	0	0
641	0	100	200
650	0	0	0
698	2,652	2,217	500
	<u>2,652</u>	<u>2,567</u>	<u>1,200</u>
	<i>Supplies</i>		
740	0	0	0
	<u>0</u>	<u>0</u>	<u>0</u>
	<i>Capital Outlay</i>		
	<u>76,688</u>	<u>83,454</u>	<u>84,603</u>
	<i>Health Department</i>		
736	<i>Regional Health Awareness Board</i>		
520	0	0	0
598	21,081	10,500	10,500
	<u>21,081</u>	<u>10,500</u>	<u>10,500</u>
	<i>Other Services and Charges</i>		
	<u>21,081</u>	<u>10,500</u>	<u>10,500</u>
	<i>Regional Health Awareness Board</i>		
	<u>21,081</u>	<u>10,500</u>	<u>10,500</u>

**SAN PATRICIO COUNTY, TEXAS
GENERAL FUND
BUDGET 2020**

	2018 <u>ACTUAL</u>	2019 <u>ESTIMATE</u>	2020 <u>BUDGET</u>
737	<i>Environmental Health</i>		
110	\$ 185,279	\$ 227,053	\$ 229,018
185	2,750	3,000	3,900
190	1,246	1,359	1,735
195	1,596	2,706	2,000
210	38,211	55,004	42,985
220	13,768	16,500	18,103
230	20,709	25,186	28,351
250	344	389	946
260	449	455	591
	<u>264,352</u>	<u>331,652</u>	<u>327,629</u>
	<i>Personal Services</i>		
312	3,437	738	3,500
330	81	81	200
421	0	2,500	5,000
432	3,132	3,711	5,000
442	0	0	0
520	560	338	1,200
530	0	63	125
538	1,476	636	1,500
580	2,390	2,733	3,000
598	1,798	1,820	1,600
	<u>12,873</u>	<u>12,620</u>	<u>21,125</u>
	<i>Other Services and Charges</i>		
610	4,198	3,802	5,000
626	6,116	9,357	7,000
627	135	644	1,000
650	2,888	2,000	4,000
698	0	0	0
	<u>13,337</u>	<u>15,803</u>	<u>17,000</u>
	<i>Supplies</i>		
740	0	0	0
	<u>0</u>	<u>0</u>	<u>0</u>
	<i>Capital Outlay</i>		
	<u>290,562</u>	<u>360,075</u>	<u>365,754</u>
	<i>Environmental Health</i>		

**SAN PATRICIO COUNTY, TEXAS
GENERAL FUND
BUDGET 2020**

	2018 <u>ACTUAL</u>	2019 <u>ESTIMATE</u>	2020 <u>BUDGET</u>
742	<i>Animal Control</i>		
110	\$ 70,631	\$ 78,235	\$ 80,233
185	1,200	1,200	1,560
190	874	900	947
195	2,622	2,289	5,000
210	18,344	18,344	17,194
220	5,019	5,541	6,712
230	8,173	9,178	10,511
250	136	141	351
260	2,178	2,880	3,721
	<u>109,177</u>	<u>118,708</u>	<u>126,229</u>
312	1,525	500	2,500
322	10,637	20,359	25,000
330	0	81	100
421	0	500	1,000
432	5,264	1,434	2,500
442	720	150	300
520	690	921	1,350
530	0	0	60
538	1	614	600
580	2,777	2,335	2,500
598	53	1,139	1,000
	<u>21,667</u>	<u>28,033</u>	<u>36,910</u>
610	1,935	1,208	3,000
626	5,079	4,449	6,000
627	90	144	500
650	0	500	1,000
698	323	514	1,000
	<u>7,427</u>	<u>6,815</u>	<u>11,500</u>
740	23,282	24,620	0
	<u>23,282</u>	<u>24,620</u>	<u>0</u>
	<u>161,553</u>	<u>178,176</u>	<u>174,639</u>
756	<i>Mental Health</i>		
321	0	2,500	5,000
332	1,849	3,043	5,000
335	0	1,750	3,500
520	29	27	100
580	0	2,500	1,000
598	36,000	60,000	48,000
	<u>37,878</u>	<u>69,820</u>	<u>62,600</u>
610	0	0	0
	<u>0</u>	<u>0</u>	<u>0</u>
	<u>37,878</u>	<u>69,820</u>	<u>62,600</u>

**SAN PATRICIO COUNTY, TEXAS
GENERAL FUND
BUDGET 2020**

	2018 <u>ACTUAL</u>	2019 <u>ESTIMATE</u>	2020 <u>BUDGET</u>
760	<i>Indigent Health Care</i>		
110	\$ 81,620	\$ 101,316	\$ 104,223
115	0	0	0
185	600	600	600
190	1,288	1,322	1,400
195	196	268	200
210	17,596	25,648	25,791
220	6,050	7,427	8,141
230	9,082	11,519	12,749
250	151	176	426
260	159	191	245
	<u>116,742</u>	<u>148,467</u>	<u>153,775</u>
	<i>Personal Services</i>		
312	500	400	500
324	7,173	14,202	12,000
330	81	0	0
434	0	0	0
520	63	70	300
530	0	0	0
538	2,205	2,778	2,805
580	1,098	1,112	2,100
598	804	500	1,000
	<u>11,924</u>	<u>19,062</u>	<u>18,705</u>
	<i>Other Services and Charges</i>		
610	4,287	6,643	3,000
650	0	1,000	2,000
698	0	500	1,000
	<u>4,287</u>	<u>8,143</u>	<u>6,000</u>
	<i>Supplies</i>		
	<u>132,953</u>	<u>175,672</u>	<u>178,480</u>
	<i>Indigent Health Care</i>		
762	<i>Human Services</i>		
335	0	0	0
339	114,350	194,692	100,000
520	56	52	150
598	19,689	15,270	32,000
	<u>134,095</u>	<u>210,014</u>	<u>132,150</u>
	<i>Other Services and Charges</i>		
	<u>134,095</u>	<u>210,014</u>	<u>132,150</u>
	<i>Human Services</i>		
764	<i>Community Action Agency</i>		
520	20	19	60
598	0	0	0
	<u>20</u>	<u>19</u>	<u>60</u>
	<i>Other Services and Charges</i>		
630	46,000	46,000	46,000
	<u>46,000</u>	<u>46,000</u>	<u>46,000</u>
	<i>Supplies</i>		
	<u>46,020</u>	<u>46,019</u>	<u>46,060</u>
	<i>Community Action Agency</i>		
	<u>900,830</u>	<u>1,133,730</u>	<u>1,054,786</u>
	<i>HEALTH & WELFARE</i>		

**SAN PATRICIO COUNTY, TEXAS
GENERAL FUND
BUDGET 2020**

	2018 <u>ACTUAL</u>	2019 <u>ESTIMATE</u>	2020 <u>BUDGET</u>
780			
County Library			
110 Regular Employees	\$ 81,435	\$ 88,163	\$ 90,162
185 Phone Allowance	600	600	600
190 Longevity Pay	846	864	934
195 Overtime	399	316	800
210 Group Insurance	17,528	17,528	15,475
220 Social Security Taxes	6,247	6,787	7,076
230 Retirement Contributions	9,114	10,101	11,081
250 Unemployment Insurance	151	154	369
260 Workers' Compensation Ins	203	198	259
<i>Personal Services</i>	<u>116,523</u>	<u>124,711</u>	<u>126,756</u>
312 Conference and Assoc Dues	810	250	500
432 Vehicle Repairs/Maint	147	544	600
434 Equipment Repairs/Maint	0	38	100
520 Insurance/Bond Premiums	531	525	1,050
530 Telephone	0	0	0
538 Postage	73	125	100
540 Public Notices	0	0	0
580 Travel	2,132	3,206	2,000
598 Misc Services & Charges	26,000	26,000	27,500
<i>Other Services and Charges</i>	<u>29,693</u>	<u>30,688</u>	<u>31,850</u>
610 General Supplies	6,148	3,803	3,000
626 Fuel, Oil, Lubricants	1,111	1,199	1,500
627 Automotive Supplies	0	93	500
641 Books, Subscriptions	0	574	1,000
650 NCO Furniture/Equipment	721	0	0
698 Other Supplies	0	100	100
<i>Supplies</i>	<u>7,980</u>	<u>5,769</u>	<u>6,100</u>
740 Machinery and Equipment	0	0	0
<i>Capital Outlay</i>	<u>0</u>	<u>0</u>	<u>0</u>
County Library	<u>154,196</u>	<u>161,168</u>	<u>164,706</u>

**SAN PATRICIO COUNTY, TEXAS
GENERAL FUND
BUDGET 2020**

	2018 <u>ACTUAL</u>	2019 <u>ESTIMATE</u>	2020 <u>BUDGET</u>
782	County Parks		
110	\$ 112,034	\$ 120,479	\$ 128,125
185	2,250	1,800	1,200
190	378	431	625
195	1,058	1,237	1,030
210	30,309	33,596	34,388
220	9,037	9,665	10,020
230	12,816	14,130	15,691
250	213	212	524
260	2,837	3,337	4,334
	<u>170,932</u>	<u>184,887</u>	<u>195,937</u>
	<i>Personal Services</i>		
312	0	0	0
330	162	81	600
410	18,338	22,415	25,000
430	1,425	20,007	20,000
432	9,221	185	3,000
434	6,012	7,381	10,000
520	6,414	6,474	6,500
530	2,090	2,489	2,400
540	39	564	0
580	0	0	0
598	1,910	6,447	5,000
	<u>45,610</u>	<u>66,043</u>	<u>72,500</u>
	<i>Other Services and Charges</i>		
604	1,993	7,935	5,000
608	163	1,519	2,000
610	5,442	6,425	8,000
626	8,505	8,112	9,000
627	827	1,476	2,000
650	7,029	2,250	1,500
698	18	750	1,500
	<u>23,977</u>	<u>28,467</u>	<u>29,000</u>
	<i>Supplies</i>		
740	35,468	53,500	50,000
	<u>35,468</u>	<u>53,500</u>	<u>50,000</u>
	<i>Capital Outlay</i>		
	<u>275,987</u>	<u>332,897</u>	<u>347,437</u>
	County Parks		

**SAN PATRICIO COUNTY, TEXAS
GENERAL FUND
BUDGET 2020**


	2018 <u>ACTUAL</u>	2019 <u>ESTIMATE</u>	2020 <u>BUDGET</u>
784	County Fairgrounds		
110	\$ 197,977	\$ 218,659	\$ 223,877
115	12,036	8,065	24,227
185	1,200	1,200	1,200
190	555	619	1,685
195	10,076	14,510	15,000
210	62,981	61,885	60,179
220	16,513	18,130	20,348
230	23,997	27,267	31,865
250	399	431	1,064
260	3,778	4,348	5,835
	<u>329,512</u>	<u>355,114</u>	<u>385,280</u>
	<i>Personal Services</i>		
312	550	1,050	3,000
330	162	150	300
410	95,725	85,488	100,000
424	551	3,132	5,000
430	41,340	55,972	168,000
432	1,016	2,554	5,000
434	10,920	15,350	20,000
442	5,769	5,986	5,000
450	0	85,250	20,000
451	0	500	1,000
520	58,240	58,383	65,000
530	0	0	0
538	123	135	1,000
540	4,501	2,078	5,000
550	375	1,965	2,400
580	0	102	1,500
598	8,595	15,234	15,000
	<u>227,867</u>	<u>333,329</u>	<u>417,200</u>
	<i>Other Services and Charges</i>		
602	1,859	2,359	3,000
604	3,858	3,148	5,000
608	0	150	300
610	15,859	24,374	20,000
626	3,353	6,222	5,500
627	82	1,079	1,500
630	5,644	13,881	15,000
650	12,722	7,383	8,000
698	0	0	0
	<u>43,377</u>	<u>58,596</u>	<u>58,300</u>
	<i>Supplies</i>		
740	71,373	170,885	150,000
	<u>71,373</u>	<u>170,885</u>	<u>150,000</u>
	<i>Capital Outlay</i>		
	<u>672,129</u>	<u>917,924</u>	<u>1,010,780</u>
	County Fairgrounds		
	<u>1,102,312</u>	<u>1,411,989</u>	<u>1,522,923</u>
	CULTURE AND RECREATION		

**SAN PATRICIO COUNTY, TEXAS
GENERAL FUND
BUDGET 2020**

	2018 <u>ACTUAL</u>	2019 <u>ESTIMATE</u>	2020 <u>BUDGET</u>
790	<i>Agricultural Ext Service</i>		
110	\$ 140,447	\$ 155,373	\$ 160,371
115	0	0	0
185	1,800	1,800	1,800
190	871	900	943
195	0	0	0
210	19,160	19,160	17,194
220	7,647	8,863	12,478
230	7,132	8,020	8,869
250	258	269	653
260	340	296	391
	<u>177,655</u>	<u>194,681</u>	<u>202,699</u>
	<i>Personal Services</i>		
312	3,241	3,905	4,000
330	0	0	61
432	564	783	1,500
434	0	500	1,000
442	5,398	7,580	6,600
520	1,331	1,251	2,000
530	602	452	1,000
538	1,000	750	1,500
540	0	0	0
580	14,158	14,004	15,000
598	1,477	750	1,500
	<u>27,771</u>	<u>29,975</u>	<u>34,161</u>
	<i>Other Services and Charges</i>		
610	11,922	11,708	12,000
626	7,115	6,133	8,500
627	1,026	2,242	1,500
641	282	742	1,000
650	1,500	2,455	3,000
	<u>21,845</u>	<u>23,280</u>	<u>26,000</u>
	<i>Supplies</i>		
740	0	24,664	0
	<u>0</u>	<u>24,664</u>	<u>0</u>
	<i>Capital Outlay</i>		
	<u>227,271</u>	<u>272,600</u>	<u>262,860</u>
	<i>Agricultural Ext Service</i>		
792	<i>Environmental Conservation</i>		
312	0	0	0
520	17	16	13
598	53,000	38,000	48,000
	<u>53,017</u>	<u>38,016</u>	<u>48,013</u>
	<i>Other Services and Charges</i>		
	<u>53,017</u>	<u>38,016</u>	<u>48,013</u>
	<i>Environmental Conservation</i>		
	<u>53,017</u>	<u>38,016</u>	<u>48,013</u>
	CONSERVATION		
	<u>280,288</u>	<u>310,616</u>	<u>310,873</u>

**SAN PATRICIO COUNTY, TEXAS
GENERAL FUND
BUDGET 2020**

	2018 <u>ACTUAL</u>	2019 <u>ESTIMATE</u>	2020 <u>BUDGET</u>
798	<i>Economic Development</i>		
312	\$ 15,000	\$ 20,000	\$ 20,000
501	115,000	123,000	130,000
520	0	0	0
540	0	0	0
596	3,268,606	2,983,604	2,872,603
598	15,750	35,000	35,000
	<u>3,414,356</u>	<u>3,161,604</u>	<u>3,057,603</u>
	<i>Economic Development</i>	<i>Economic Development</i>	<i>Economic Development</i>
	<u>3,414,356</u>	<u>3,161,604</u>	<u>3,057,603</u>
	<i>ECONOMIC DEVELOPMENT</i>	<i>ECONOMIC DEVELOPMENT</i>	<i>ECONOMIC DEVELOPMENT</i>
	<u>3,414,356</u>	<u>3,161,604</u>	<u>3,057,603</u>
	Administrative/Legislative Activities	60,000	60,000
	60,000	60,000	60,000
800	<i>Debt Service</i>		
801	0	0	97,753
802	0	0	112,983
	<u>0</u>	<u>0</u>	<u>210,736</u>
	<i>DEBT SERVICE</i>	<i>DEBT SERVICE</i>	<i>DEBT SERVICE</i>
	<u>0</u>	<u>0</u>	<u>210,736</u>
900	<i>Operating Transfers Out</i>		
150	328,777	330,992	353,674
406	43,200	41,625	47,250
500	400,000	400,000	400,000
550	400,000	450,000	650,000
551	0	10,235	10,235
552	0	20,468	0
720	3,780,000	4,053,093	3,000,000
721	200,000	200,000	0
723	0	15,000	15,000
733	0	0	0
XXX	0	0	580,000
884	15,000	0	0
999	0	0	1,636,451
	<u>5,166,977</u>	<u>5,521,413</u>	<u>6,692,610</u>
	<i>Operating Transfers Out</i>	<i>Operating Transfers Out</i>	<i>Operating Transfers Out</i>
	<u>5,166,977</u>	<u>5,521,413</u>	<u>6,692,610</u>
	TOTAL TRANSFERS	TOTAL TRANSFERS	TOTAL TRANSFERS
	<u>5,166,977</u>	<u>5,521,413</u>	<u>6,692,610</u>
	<i>Total Expenditures and Transfers</i>	<i>Total Expenditures and Transfers</i>	<i>Total Expenditures and Transfers</i>
	<u>\$ 34,333,986</u>	<u>\$ 37,546,534</u>	<u>\$ 42,239,281</u>



SPECIAL REVENUE FUNDS

Special Revenue Funds for San Patricio County consist of the Road and Bridge Funds which collectively comprise the constitutional Road and Bridge Fund, Judicial District-Wide Funds, Grant-In-Aid Funds, and Other Revenue Funds.

**SAN PATRICIO COUNTY, TEXAS
ROAD & BRIDGE PRECINCT #1
BUDGET 2020**

	2018 <u>ACTUAL</u>	2019 <u>ESTIMATE</u>	2020 <u>BUDGET</u>
Beginning Balance	\$ 562,360	\$ 376,059	\$ 200,468
Revenues	961,949	997,166	1,123,392
Transfers In	<u>0</u>	<u>0</u>	<u>0</u>
Total Revenues and Transfers In	<u>961,949</u>	<u>997,166</u>	<u>1,123,392</u>
Available Resources	<u>1,524,309</u>	<u>1,373,225</u>	<u>1,323,860</u>
Expenditures	1,038,250	1,152,757	1,236,538
Transfers Out	<u>110,000</u>	<u>20,000</u>	<u>80,000</u>
Total Expenditures and Transfer Out	<u>1,148,250</u>	<u>1,172,757</u>	<u>1,316,538</u>
Ending Balance	\$ <u>376,059</u>	\$ <u>200,468</u>	\$ <u>7,322</u>

**SAN PATRICIO COUNTY, TEXAS
ROAD & BRIDGE PRECINCT #1
BUDGET 2019**

		2018 <u>ACTUAL</u>	2019 <u>ESTIMATE</u>	2020 <u>BUDGET</u>
021	Revenues			
310-110	Ad Valorem - Current	\$ 632,980	\$ 638,914	\$ 774,594
310-120	Ad Valorem - Delinquent	<u>14,408</u>	<u>16,928</u>	<u>16,814</u>
	General Property Taxes	<u>647,388</u>	<u>655,842</u>	<u>791,408</u>
320-101	Occupation Permits	<u>2,647</u>	<u>2,480</u>	<u>2,400</u>
	Business Licenses/Permits	<u>2,647</u>	<u>2,480</u>	<u>2,400</u>
330-500	Lateral Road Distribution	5,033	5,042	5,042
330-501	Weight Permit Fees	<u>23,179</u>	<u>23,135</u>	<u>23,000</u>
	State Shared Revenue	<u>28,212</u>	<u>28,177</u>	<u>28,042</u>
340-501	Motor Vehicle Registration	71,212	77,700	77,700
340-503	MVR-Road & Bridge Fee	122,183	129,662	129,000
340-505	Maintenance Charges	<u>2,091</u>	<u>994</u>	<u>0</u>
	Other Fees	<u>195,486</u>	<u>208,356</u>	<u>206,700</u>
350-111	County Clerk	42,456	55,638	48,958
350-112	District Clerk	17,626	22,949	21,385
350-501	L&W Fines	<u>4,236</u>	<u>3,361</u>	<u>3,799</u>
	Fines	<u>64,318</u>	<u>81,948</u>	<u>74,142</u>
360-101	Interest Earnings	<u>14,360</u>	<u>19,147</u>	<u>18,200</u>
	Investment Earnings	<u>14,360</u>	<u>19,147</u>	<u>18,200</u>
370-100	Sale of Fixed Assets	6,841	0	0
370-101	Insurance Recovery-Assets	0	0	0
370-305	Road Material Sales	1,131	381	1,500
370-401	Refunds, Sundry	<u>1,566</u>	<u>835</u>	<u>1,000</u>
	Other Revenue	<u>9,538</u>	<u>1,216</u>	<u>2,500</u>
	Total Revenues	<u>\$ 961,949</u>	<u>\$ 997,166</u>	<u>\$ 1,123,392</u>

**SAN PATRICIO COUNTY, TEXAS
ROAD & BRIDGE PRECINCT #1
BUDGET 2019**

	2018 <u>ACTUAL</u>	2019 <u>ESTIMATE</u>	2020 <u>BUDGET</u>
721 Road & Bridge Pct. #1			
101 Elected Officials	\$ 67,674	\$ 69,704	\$ 69,704
110 Regular Employees	296,276	322,636	348,882
115 Temporary Employees	0	0	12,872
185 Phone Allowance	1,800	2,277	1,800
190 Longevity Pay	3,411	3,345	3,821
195 Overtime	6,453	3,319	700
210 Group Insurance	82,528	82,528	85,970
220 Social Security Taxes	27,754	29,636	33,491
230 Retirement Contributions	40,766	43,218	52,447
250 Unemployment Insurance	552	515	1,463
260 Workers' Compensation Ins	6,533	6,918	8,886
Personal Services	<u>533,747</u>	<u>564,096</u>	<u>620,036</u>
312 Conference and Assoc Dues	1,510	1,460	1,500
330 Pre-Employment Physicals	326	386	272
332 Attorney Fees	0	0	100
336 Engineering/Architectural	0	0	750
410 Utilities	6,778	6,070	10,000
421 Waste Disposal	6,526	3,637	1,000
430 Building Repairs/Maint	150	750	1,500
432 Vehicle Repairs/Maint	4,921	2,435	4,700
434 Equipment Repairs/Maint	33,138	36,795	13,000
442 Vehicle/Equipment Rental	1,096	1,530	6,000
450 Construction Services	0	0	0
451 Sealcoating	0	110,000	125,000
520 Insurance/Bond Premiums	12,283	12,972	13,510
530 Telephone	2,937	1,723	2,000
538 Postage	72	152	150
540 Public Notices	25	100	200
580 Travel	4,166	4,876	5,000
588 Hauling Charges	12,824	20,238	13,800
596 Econ Dev 381 Payments	72,192	67,257	72,580
598 Misc Services & Charges	2,327	3,230	2,000
Other Services and Charges	<u>161,273</u>	<u>273,611</u>	<u>273,062</u>
602 Repair Materials	67,185	142,969	100,000
604 Repair Parts	14,614	22,821	9,500
608 Signage	3,590	2,084	4,000
610 General Supplies	11,624	5,851	10,190
626 Fuel, Oil, Lubricants	57,606	43,837	60,000
627 Automotive Supplies	7,221	9,728	6,000
641 Books, Subscriptions	0	0	50
650 NCO Furniture/Equipment	11,868	1,250	2,500
698 Other Supplies	1,165	600	1,200
Supplies	<u>174,872</u>	<u>229,140</u>	<u>193,440</u>

**SAN PATRICIO COUNTY, TEXAS
ROAD & BRIDGE PRECINCT #1
BUDGET 2019**

	2018 <u>ACTUAL</u>	2019 <u>ESTIMATE</u>	2020 <u>BUDGET</u>
730	\$ 0	\$ 0	\$ 0
740	<u>168,358</u>	<u>85,910</u>	<u>150,000</u>
	<u>168,358</u>	<u>85,910</u>	<u>150,000</u>
900	Operating Transfers Out		
720	110,000	20,000	20,000
999	<u>0</u>	<u>0</u>	<u>60,000</u>
	<u>110,000</u>	<u>20,000</u>	<u>80,000</u>
Road & Bridge Pct. #1	<u>\$ 1,148,250</u>	<u>\$ 1,172,757</u>	<u>\$ 1,316,538</u>

**SAN PATRICIO COUNTY, TEXAS
ROAD & BRIDGE PRECINCT #2
BUDGET 2019**

	<u>2018 ACTUAL</u>	<u>2019 ESTIMATE</u>	<u>2020 BUDGET</u>
Beginning Balance	\$ <u>1,127,935</u>	\$ <u>1,102,933</u>	\$ <u>1,222,679</u>
Revenues	1,218,749	1,244,286	1,405,380
Transfers In	<u>0</u>	<u>0</u>	<u>0</u>
Total Revenues and Transfers In	<u>1,218,749</u>	<u>1,244,286</u>	<u>1,405,380</u>
Available Resources	<u>2,346,684</u>	<u>2,347,219</u>	<u>2,628,059</u>
Expenditures	1,193,751	1,079,540	1,676,843
Transfers Out	<u>50,000</u>	<u>45,000</u>	<u>55,000</u>
Total Expenditures and Transfer Out	<u>1,243,751</u>	<u>1,124,540</u>	<u>1,731,843</u>
Ending Balance	\$ <u><u>1,102,933</u></u>	\$ <u><u>1,222,679</u></u>	\$ <u><u>896,216</u></u>

**SAN PATRICIO COUNTY, TEXAS
ROAD & BRIDGE PRECINCT #2
BUDGET 2019**

	2018 <u>ACTUAL</u>	2019 <u>ESTIMATE</u>	2020 <u>BUDGET</u>
022 Revenues			
310-110 Ad Valorem - Current	\$ 784,753	\$ 792,110	\$ 960,323
310-120 Ad Valorem - Delinquent	<u>17,862</u>	<u>20,987</u>	<u>20,845</u>
General Property Taxes	<u>802,615</u>	<u>813,097</u>	<u>981,168</u>
320-101 Occupation Permits	<u>3,281</u>	<u>3,087</u>	<u>2,976</u>
Business Licenses/Permits	<u>3,281</u>	<u>3,087</u>	<u>2,976</u>
330-500 Lateral Road Distribution	6,239	6,251	6,251
330-501 Weight Permit Fees	<u>28,737</u>	<u>28,682</u>	<u>28,515</u>
State Shared Revenue	<u>34,976</u>	<u>34,933</u>	<u>34,766</u>
340-501 Motor Vehicle Registration	88,286	96,330	96,330
340-503 MVR-Road & Bridge Fee	151,480	160,752	159,931
340-505 Maintenance Charges	<u>0</u>	<u>0</u>	<u>0</u>
Other Fees	<u>239,766</u>	<u>257,082</u>	<u>256,261</u>
350-111 County Clerk	52,636	63,997	60,697
350-112 District Clerk	21,852	27,630	26,513
350-501 L&W Fines	<u>4,236</u>	<u>3,372</u>	<u>3,799</u>
Fines	<u>78,724</u>	<u>94,999</u>	<u>91,009</u>
360-101 Interest Earnings	<u>29,221</u>	<u>41,088</u>	<u>39,000</u>
Investment Earnings	<u>29,221</u>	<u>41,088</u>	<u>39,000</u>
370-100 Sale of Fixed Assets	0	0	0
370-101 Insurance Recovery-Assets	25,315	0	0
370-401 Refunds, Sundry	<u>4,850</u>	<u>0</u>	<u>200</u>
Other Revenue	<u>30,165</u>	<u>0</u>	<u>200</u>
Total Revenues	<u>\$ 1,218,749</u>	<u>\$ 1,244,286</u>	<u>\$ 1,405,380</u>

**SAN PATRICIO COUNTY, TEXAS
ROAD & BRIDGE PRECINCT #2
BUDGET 2019**

	2018 <u>ACTUAL</u>	2019 <u>ESTIMATE</u>	2020 <u>BUDGET</u>
722 Road & Bridge Pct. #2			
101 Elected Officials	\$ 67,674	\$ 69,704	\$ 69,704
110 Regular Employees	355,421	303,452	455,063
115 Temporary Employees	21,950	28,154	29,434
185 Phone Allowance	1,800	1,800	1,800
190 Longevity Pay	3,321	2,688	3,698
195 Overtime	5,107	4,090	13,000
210 Group Insurance	79,890	68,119	94,567
220 Social Security Taxes	33,846	30,349	43,811
230 Retirement Contributions	49,477	45,416	68,610
250 Unemployment Insurance	821	557	2,007
260 Workers' Compensation Ins	9,482	9,524	12,186
Personal Services	<u>628,788</u>	<u>563,853</u>	<u>793,880</u>
312 Conference and Assoc Dues	2,630	2,890	5,200
330 Pre-Employment Physicals	431	452	1,000
332 Attorney Fees	0	0	0
336 Engineering/Architectural	0	500	1,000
410 Utilities	4,486	4,571	8,000
421 Waste Disposal	2,064	8,881	8,000
430 Building Repairs/Maint	9,169	27,689	10,000
432 Vehicle Repairs/Maint	32,368	5,711	11,000
434 Equipment Repairs/Maint	1,268	8,489	16,000
442 Vehicle/Equipment Rental	2,640	2,880	11,000
450 Construction Services	0	1,500	3,000
520 Insurance/Bond Premiums	26,745	27,100	15,000
530 Telephone	5,447	5,708	11,000
538 Postage	50	40	80
540 Public Notices	129	500	1,000
580 Travel	7,992	12,852	11,000
596 Econ Dev 381 Payments	89,502	83,383	89,983
598 Misc Services & Charges	8,771	6,643	7,000
Other Services and Charges	<u>193,692</u>	<u>199,789</u>	<u>209,263</u>
602 Repair Materials	133,835	148,334	300,000
604 Repair Parts	18,973	17,379	32,000
608 Signage	3,765	5,741	10,000
610 General Supplies	18,633	13,968	25,000
626 Fuel, Oil, Lubricants	63,734	32,417	95,000
627 Automotive Supplies	17,716	8,958	30,000
641 Books, Subscriptions	620	431	700
650 NCO Furniture/Equipment	1,524	8,500	17,000
698 Other Supplies	2,470	2,331	4,000
Supplies	<u>261,271</u>	<u>238,059</u>	<u>513,700</u>

**SAN PATRICIO COUNTY, TEXAS
ROAD & BRIDGE PRECINCT #2
BUDGET 2019**

		2018 <u>ACTUAL</u>	2019 <u>ESTIMATE</u>	2020 <u>BUDGET</u>
740	Machinery and Equipment Capital Outlay	\$ <u>110,000</u>	\$ <u>77,839</u>	\$ <u>160,000</u>
		<u>110,000</u>	<u>77,839</u>	<u>160,000</u>
900	Operating Transfers Out			
720	Capital Improvements	50,000	45,000	5,000
999	Contingency Transfers	<u>0</u>	<u>0</u>	<u>50,000</u>
	Operating Transfers Out	<u>50,000</u>	<u>45,000</u>	<u>55,000</u>
	Road & Bridge Pct. #2	<u>\$ 1,243,751</u>	<u>\$ 1,124,540</u>	<u>\$ 1,731,843</u>

**SAN PATRICIO COUNTY, TEXAS
ROAD & BRIDGE PRECINCT #3
BUDGET 2019**

	2018 <u>ACTUAL</u>	2019 <u>ESTIMATE</u>	2020 <u>BUDGET</u>
Beginning Balance	\$ 604,351	\$ 553,025	\$ 755,429
Revenues	1,968,516	2,320,874	2,318,910
Transfers In	<u>0</u>	<u>0</u>	<u>0</u>
Total Revenues and Transfers In	<u>1,968,516</u>	<u>2,320,874</u>	<u>2,318,910</u>
Available Resources	<u>2,572,867</u>	<u>2,873,899</u>	<u>3,074,339</u>
Expenditures	1,939,842	2,078,470	2,855,897
Transfers Out	<u>80,000</u>	<u>40,000</u>	<u>80,000</u>
Total Expenditures and Transfer Out	<u>2,019,842</u>	<u>2,118,470</u>	<u>2,935,897</u>
Ending Balance	\$ <u>553,025</u>	\$ <u>755,429</u>	\$ <u>138,442</u>

**SAN PATRICIO COUNTY, TEXAS
ROAD & BRIDGE PRECINCT #3
BUDGET 2019**

		2018 <u>ACTUAL</u>	2019 <u>ESTIMATE</u>	2020 <u>BUDGET</u>
023	Revenues			
310-110	Ad Valorem - Current	\$ 1,311,014	\$ 1,323,305	\$ 1,604,323
310-120	Ad Valorem - Delinquent	<u>29,841</u>	<u>35,060</u>	<u>34,825</u>
	General Property Taxes	<u>1,340,855</u>	<u>1,358,365</u>	<u>1,639,148</u>
320-101	Occupation Permits	<u>5,456</u>	<u>5,158</u>	<u>4,972</u>
	Business Licenses/Permits	<u>5,456</u>	<u>5,158</u>	<u>4,972</u>
330-403	FEMA-Hurricane Harvey	0	0	0
330-500	Lateral Road Distribution	10,423	10,444	10,444
330-501	Weight Permit Fees	<u>48,008</u>	<u>47,917</u>	<u>47,637</u>
	State Shared Revenue	<u>58,432</u>	<u>58,361</u>	<u>58,081</u>
340-501	Motor Vehicle Registration	147,492	160,930	160,930
340-503	MVR-Road & Bridge Fee	253,064	268,554	267,182
340-505	Maintenance Charges	0	275,000	0
340-601	Waste Disposal Fees	<u>2,429</u>	<u>1,803</u>	<u>2,500</u>
	Other Fees	<u>402,985</u>	<u>706,287</u>	<u>430,612</u>
350-111	County Clerk	87,934	106,915	101,401
350-112	District Clerk	36,506	46,159	44,292
350-501	L&W Fines	<u>4,236</u>	<u>3,361</u>	<u>3,799</u>
	Fines	<u>128,676</u>	<u>156,435</u>	<u>149,492</u>
360-101	Interest Earnings	<u>21,092</u>	<u>30,268</u>	<u>28,755</u>
	Investment Earnings	<u>21,092</u>	<u>30,268</u>	<u>28,755</u>
370-100	Sale of Fixed Assets	0	0	0
370-101	Insurance Recovery-Assets	0	0	0
370-305	Road Material Sales	8,100	6,000	6,850
370-401	Refunds, Sundry	<u>2,921</u>	<u>0</u>	<u>1,000</u>
	Other Revenue	<u>11,021</u>	<u>6,000</u>	<u>7,850</u>
	Total Revenues	<u>\$ 1,968,516</u>	<u>\$ 2,320,874</u>	<u>\$ 2,318,910</u>

**SAN PATRICIO COUNTY, TEXAS
ROAD & BRIDGE PRECINCT #3
BUDGET 2019**

	2018 <u>ACTUAL</u>	2019 <u>ESTIMATE</u>	2020 <u>BUDGET</u>
723 Road & Bridge Pct. #3			
101 Elected Officials	\$ 67,674	\$ 69,704	\$ 69,704
110 Regular Employees	504,167	584,783	615,805
115 Temporary Employees	0	0	53,321
185 Phone Allowance	1,800	1,800	3,600
190 Longevity Pay	2,535	2,927	3,764
195 Overtime	38,776	51,100	25,000
210 Group Insurance	168,793	170,582	146,149
220 Social Security Taxes	46,577	52,808	58,994
230 Retirement Contributions	66,891	78,451	92,391
250 Unemployment Insurance	984	1,071	2,797
260 Workers' Compensation Ins	13,619	12,567	16,646
Personal Services	<u>911,818</u>	<u>1,025,793</u>	<u>1,088,171</u>
312 Conference and Assoc Dues	0	1,500	3,000
330 Pre-Employment Physicals	1,379	1,134	1,000
336 Engineering/Architectural	450	1,500	3,000
410 Utilities	14,409	13,103	20,000
421 Waste Disposal	8,800	9,600	15,000
430 Building Repairs/Maint	1,132	2,500	10,000
432 Vehicle Repairs/Maint	31,528	19,439	35,000
434 Equipment Repairs/Maint	76,365	40,161	60,000
442 Vehicle/Equipment Rental	537	5,000	10,000
450 Construction Services	2,603	2,500	5,000
451 Sealcoating	168,847	197,428	675,000
520 Insurance/Bond Premiums	33,010	33,025	35,000
530 Telephone	5,917	6,359	6,000
538 Postage	88	50	100
540 Public Notices	25	150	300
580 Travel	658	3,500	7,000
588 Hauling Charges	0	2,500	5,000
596 Econ Dev 381 Payments	149,523	139,301	150,326
598 Misc Services & Charges	11,476	11,425	15,000
Other Services and Charges	<u>506,748</u>	<u>490,175</u>	<u>1,055,726</u>
602 Repair Materials	253,782	304,168	350,000
604 Repair Parts	64,678	66,128	60,000
608 Signage	10,496	16,777	12,000
610 General Supplies	16,669	13,418	20,000
626 Fuel, Oil, Lubricants	115,752	99,997	130,000
627 Automotive Supplies	19,068	7,218	15,000
650 NCO Furniture/Equipment	8,039	8,847	10,000
698 Other Supplies	15,829	11,949	15,000
Supplies	<u>504,312</u>	<u>528,502</u>	<u>612,000</u>

**SAN PATRICIO COUNTY, TEXAS
ROAD & BRIDGE PRECINCT #3
BUDGET 2019**

	2018 <u>ACTUAL</u>	2019 <u>ESTIMATE</u>	2020 <u>BUDGET</u>
730 Improvements	\$ 0	\$ 0	\$ 0
740 Machinery and Equipment	<u>16,964</u>	<u>34,000</u>	<u>100,000</u>
Capital Outlay	<u>16,964</u>	<u>34,000</u>	<u>100,000</u>
900 Operating Transfers Out			
720 Capital Improvements	80,000	40,000	40,000
999 Contingency Transfers	<u>0</u>	<u>0</u>	<u>40,000</u>
Transfers Out	<u>80,000</u>	<u>40,000</u>	<u>80,000</u>
Road & Bridge Pct. #3	<u>\$ 2,019,842</u>	<u>\$ 2,118,470</u>	<u>\$ 2,935,897</u>

**SAN PATRICIO COUNTY, TEXAS
ROAD & BRIDGE PRECINCT #4
BUDGET 2019**

	2018 <u>ACTUAL</u>	2019 <u>ESTIMATE</u>	2020 <u>BUDGET</u>
Beginning Balance	\$ 546,107	\$ 431,135	\$ 208,596
Revenues	751,457	733,644	836,121
Transfers In	<u>0</u>	<u>0</u>	<u>0</u>
Total Revenues and Transfers In	<u>751,457</u>	<u>733,644</u>	<u>836,121</u>
Available Resources	<u>1,297,564</u>	<u>1,164,779</u>	<u>1,044,717</u>
Expenditures	866,429	956,183	1,028,764
Transfers Out	<u>0</u>	<u>0</u>	<u>0</u>
Total Expenditures and Transfer Out	<u>866,429</u>	<u>956,183</u>	<u>1,028,764</u>
Ending Balance	\$ <u>431,135</u>	\$ <u>208,596</u>	\$ <u>15,953</u>

**SAN PATRICIO COUNTY, TEXAS
ROAD & BRIDGE PRECINCT #4
BUDGET 2019**

		2018 <u>ACTUAL</u>	2019 <u>ESTIMATE</u>	2020 <u>BUDGET</u>
024	Revenues			
310-110	Ad Valorem - Current	\$ 471,191	\$ 475,608	\$ 576,609
310-120	Ad Valorem - Delinquent	<u>10,725</u>	<u>12,601</u>	<u>12,516</u>
	General Property Taxes	<u>481,916</u>	<u>488,209</u>	<u>589,125</u>
320-101	Occupation Permits	<u>1,996</u>	<u>1,854</u>	<u>1,788</u>
	Business Licenses/Permits	<u>1,996</u>	<u>1,854</u>	<u>1,788</u>
330-403	FEMA-Hurricane Harvey	0	0	0
330-500	Lateral Road Distribution	3,746	3,754	3,754
330-501	Weight Permit Fees	<u>17,255</u>	<u>17,222</u>	<u>17,122</u>
	State Shared Revenue	<u>21,001</u>	<u>20,976</u>	<u>20,876</u>
340-501	Motor Vehicle Registration	53,010	57,840	57,840
340-503	MVR-Road & Bridge Fee	90,953	96,521	96,029
340-505	Maintenance Charges	<u>0</u>	<u>0</u>	<u>0</u>
	Other Fees	<u>143,963</u>	<u>154,361</u>	<u>153,869</u>
350-111	County Clerk	31,604	34,409	36,445
350-112	District Clerk	13,121	15,928	15,919
350-501	L&W Fines	<u>4,236</u>	<u>3,371</u>	<u>3,799</u>
	Fines	<u>48,961</u>	<u>53,708</u>	<u>56,163</u>
360-101	Interest Earnings	<u>12,423</u>	<u>14,536</u>	<u>13,800</u>
	Investment Earnings	<u>12,423</u>	<u>14,536</u>	<u>13,800</u>
370-100	Sale of Fixed Assets	8,399	0	0
370-101	Insurance Recovery-Assets	30,022	0	0
370-305	Road Material Sales	0	0	0
370-401	Refunds, Sundry	<u>2,776</u>	<u>0</u>	<u>500</u>
	Other Revenue	<u>41,197</u>	<u>0</u>	<u>500</u>
	Total Revenues	<u>\$ 751,457</u>	<u>\$ 733,644</u>	<u>\$ 836,121</u>

**SAN PATRICIO COUNTY, TEXAS
ROAD & BRIDGE PRECINCT #4
BUDGET 2019**

	2018 <u>ACTUAL</u>	2019 <u>ESTIMATE</u>	2020 <u>BUDGET</u>
724 Road & Bridge Pct. #4			
101 Elected Officials	\$ 67,674	\$ 69,704	\$ 69,704
110 Regular Employees	205,217	232,825	251,514
115 Temporary Employees	1,629	0	1,591
185 Phone Allowance	2,350	2,400	2,400
190 Longevity Pay	1,938	1,592	1,834
195 Overtime	14,509	14,659	15,000
210 Group Insurance	42,904	51,835	60,179
220 Social Security Taxes	22,109	24,211	26,167
230 Retirement Contributions	31,895	35,985	40,978
250 Unemployment Insurance	404	425	1,083
260 Workers' Compensation Ins	4,850	4,944	6,315
Personal Services	<u>395,480</u>	<u>438,580</u>	<u>476,765</u>
312 Conference and Assoc Dues	535	640	500
330 Pre-Employment Physicals	543	160	120
336 Engineering/Architectural	0	0	0
341 Other Professional Services	0	0	0
410 Utilities	5,761	7,816	9,000
421 Waste Disposal	4,294	250	500
430 Building Repairs/Maint	0	500	1,000
432 Vehicle Repairs/Maint	15,201	5,926	10,000
434 Equipment Repairs/Maint	14,965	30,364	30,000
442 Vehicle/Equipment Rental	510	2,373	500
450 Construction Services	0	0	0
451 Sealcoating	20,317	24,000	50,000
520 Insurance/Bond Premiums	14,948	14,096	15,000
530 Telephone	4,463	4,292	2,500
538 Postage	0	220	100
540 Public Notices	130	100	200
580 Travel	2,798	1,652	5,000
588 Hauling Charges	0	0	0
596 Econ Dev 381 Payments	53,740	50,066	54,029
598 Misc Services & Charges	3,837	6,681	5,000
Other Services and Charges	<u>142,042</u>	<u>149,136</u>	<u>183,449</u>
602 Repair Materials	55,003	20,425	50,000
604 Repair Parts	12,502	43,142	45,000
608 Signage	3,830	500	1,000
610 General Supplies	19,716	24,072	20,000
626 Fuel, Oil, Lubricants	35,163	29,782	35,000
627 Automotive Supplies	18,920	16,332	10,000
641 Books, Subscriptions	0	25	50
650 NCO Furniture/Equipment	14,559	1,250	2,500
698 Other Supplies	648	2,500	5,000
Supplies	<u>160,340</u>	<u>138,028</u>	<u>168,550</u>

**SAN PATRICIO COUNTY, TEXAS
ROAD & BRIDGE PRECINCT #4
BUDGET 2019**

		2018 <u>ACTUAL</u>	2019 <u>ESTIMATE</u>	2020 <u>BUDGET</u>
730	Improvements	\$ 0	\$ 0	\$ 0
740	Machinery and Equipment	<u>168,566</u>	<u>230,439</u>	<u>200,000</u>
	Capital Outlay	<u>168,566</u>	<u>230,439</u>	<u>200,000</u>
900	Operating Transfers Out			
720	Capital Improvements	0	0	0
999	Contingency Transfers	<u>0</u>	<u>0</u>	<u>0</u>
	Operating Transfers Out	<u>0</u>	<u>0</u>	<u>0</u>
	Road & Bridge Pct. #4	<u>\$ 866,429</u>	<u>\$ 956,183</u>	<u>\$ 1,028,764</u>

**SAN PATRICIO COUNTY, TEXAS
INDIGENT HEALTH CARE
BUDGET 2020**

	2018 <u>ACTUAL</u>	2019 <u>ESTIMATE</u>	2020 <u>BUDGET</u>
Beginning Balance	\$ 72,122	\$ 78,485	\$ 3,257
Revenues	2,979	2,869	1,000
Transfers In	<u>400,000</u>	<u>450,000</u>	<u>650,000</u>
Total Revenues and Transfers In	<u>402,979</u>	<u>452,869</u>	<u>651,000</u>
Available Resources	<u>475,101</u>	<u>531,354</u>	<u>654,257</u>
Expenditures	396,616	528,097	600,000
Transfers Out	<u>0</u>	<u>0</u>	<u>0</u>
Total Expenditures and Transfer Out	<u>396,616</u>	<u>528,097</u>	<u>600,000</u>
Ending Balance	\$ <u>78,485</u>	\$ <u>3,257</u>	\$ <u>54,257</u>

**SAN PATRICIO COUNTY, TEXAS
INDIGENT HEALTH CARE
BUDGET 2020**

		2018 <u>ACTUAL</u>	2019 <u>ESTIMATE</u>	2020 <u>BUDGET</u>
550	Revenues			
330-371	State IHC Assistance Fund	\$ 0	\$ 0	\$ 0
	Grants	<u>0</u>	<u>0</u>	<u>0</u>
360-101	Interest Earnings	<u>2,622</u>	<u>2,869</u>	<u>1,000</u>
	Investment Earnings	<u>2,622</u>	<u>2,869</u>	<u>1,000</u>
370-401	Refunds, Sundry	357	0	0
390-010	General Fund	<u>400,000</u>	<u>450,000</u>	<u>650,000</u>
	Other Revenue and Transfers In	<u>400,357</u>	<u>450,000</u>	<u>650,000</u>
	Total Revenue and Transfers In	\$ <u>402,979</u>	\$ <u>452,869</u>	\$ <u>651,000</u>
760	Indigent Health Care			
331	Physician Services	\$ 95,200	\$ 119,579	\$ 120,700
333	Prescription Drugs	0	0	0
335	Hospital/Medical Services	73,681	157,418	157,900
337	Outpatient Hospital Svcs	138,026	135,716	190,000
338	Lab & X-Ray Services	33,011	41,554	44,300
341	Other Professional Services	1,124	1,852	1,900
345	Skilled Nursing	0	0	100
361	Ambulatory Surgical Center	5,233	5,254	7,500
362	Colostomy Supplies/Equip	0	1,350	800
363	Dental Care	0	950	500
364	Diabetic Supplies/Equip	0	0	100
365	Durable Medical Equip	0	0	100
366	Hom/Community Health Care	0	0	100
661	Prescription Drugs	45,436	59,279	70,500
662	Diabetic Supplies/Equip	<u>4,905</u>	<u>5,145</u>	<u>5,500</u>
	Other Services and Charges	<u>396,616</u>	<u>528,097</u>	<u>600,000</u>
	Indigent Health Care	\$ <u>396,616</u>	\$ <u>528,097</u>	\$ <u>600,000</u>

**SAN PATRICIO COUNTY, TEXAS
DISTRICT COURT OPERATING
BUDGET 2020**

	2018 <u>ACTUAL</u>	2019 <u>ESTIMATE</u>	2020 <u>BUDGET</u>
Beginning Balance	\$ 53,426	\$ 76,551	\$ 102,880
Revenues	346,411	414,266	371,561
Transfers In	<u>328,777</u>	<u>330,992</u>	<u>353,674</u>
Total Revenues and Transfers In	<u>675,188</u>	<u>745,258</u>	<u>725,235</u>
Available Resources	<u>728,614</u>	<u>821,809</u>	<u>828,115</u>
Expenditures	652,063	718,929	783,038
Transfers Out	<u>0</u>	<u>0</u>	<u>0</u>
Total Expenditures and Transfer Out	<u>652,063</u>	<u>718,929</u>	<u>783,038</u>
Ending Balance	\$ <u><u>76,551</u></u>	\$ <u><u>102,880</u></u>	\$ <u><u>45,077</u></u>

**SAN PATRICIO COUNTY, TEXAS
DISTRICT COURT OPERATING
BUDGET 2020**

		2018 <u>ACTUAL</u>	2019 <u>ESTIMATE</u>	2020 <u>BUDGET</u>
150	Revenues			
330-810	P/R Share-Aransas Co.	\$ 117,490	\$ 129,855	\$ 126,387
330-812	P/R Share-Bee Co.	161,644	178,655	173,884
330-814	P/R Share-Live Oak Co.	58,502	64,658	62,931
330-816	P/R Share-McMullen Co.	<u>3,587</u>	<u>3,964</u>	<u>3,859</u>
	Shared Revenue with Local Gov'ts	<u>341,223</u>	<u>377,132</u>	<u>367,061</u>
360-101	Interest Earnings	<u>4,684</u>	<u>4,748</u>	<u>4,500</u>
	Investment Earnings	<u>4,684</u>	<u>4,748</u>	<u>4,500</u>
370-401	Refunds, Sundry	504	0	0
390-010	General Fund	328,777	330,992	353,674
390-152	Court Technology Fund	<u>0</u>	<u>32,386</u>	<u>0</u>
	Other Revenue and Transfers In	<u>329,281</u>	<u>363,378</u>	<u>353,674</u>
	Total Revenue and Transfers In	\$ <u>675,188</u>	\$ <u>745,258</u>	\$ <u>725,235</u>

**SAN PATRICIO COUNTY, TEXAS
DISTRICT COURT OPERATING
BUDGET 2020**

	2018 <u>ACTUAL</u>	2019 <u>ESTIMATE</u>	2020 <u>BUDGET</u>
460 District Court			
110 Regular Employees	\$ 423,863	\$ 417,999	\$ 504,044
115 Temporary Employees	14,881	22,563	20,056
190 Longevity Pay	2,481	2,607	2,806
195 Overtime	109	51	0
210 Group Insurance	54,677	55,040	60,179
220 Social Security Taxes	32,933	32,325	40,309
230 Retirement Contributions	47,624	49,515	60,720
250 Unemployment Insurance	801	763	2,108
260 Workers' Compensation Ins	1,179	999	1,266
Personal Services	<u>578,548</u>	<u>581,862</u>	<u>691,488</u>
312 Conference and Assoc Dues	3,075	4,560	7,150
329 Court Reporter Services	0	0	0
330 Pre-Employment Physicals	81	0	100
434 Equipment Repairs/Maint	0	700	700
460 Software License/Support	20,000	66,000	10,000
520 Insurance/Bond Premiums	2,396	9,000	9,000
530 Telephone	1,270	1,632	6,600
538 Postage	3,543	3,165	6,000
540 Public Notices	0	250	500
580 Travel	5,749	4,355	11,000
598 Misc Services & Charges	<u>32,822</u>	<u>41,035</u>	<u>30,000</u>
Other Services and Charges	<u>68,936</u>	<u>130,697</u>	<u>81,050</u>
610 General Supplies	1,880	3,450	3,100
641 Books, Subscriptions	823	420	2,400
650 NCO Furniture/Equipment	1,876	2,500	5,000
Supplies	<u>4,579</u>	<u>6,370</u>	<u>10,500</u>
740 Machinery and Equipment	<u>0</u>	<u>0</u>	<u>0</u>
Capital Outlay	<u>0</u>	<u>0</u>	<u>0</u>
District Court	\$ <u>652,063</u>	\$ <u>718,929</u>	\$ <u>783,038</u>

**SAN PATRICIO COUNTY, TEXAS
INTOXILIZER PROGRAM
BUDGET 2020**

	2018 <u>ACTUAL</u>	2019 <u>ESTIMATE</u>	2020 <u>BUDGET</u>
Beginning Balance	\$ 10,123	\$ 8,719	\$ 333
Revenues	51,640	51,601	57,750
Transfers In	<u>43,200</u>	<u>41,625</u>	<u>47,250</u>
Total Revenues and Transfers In	<u>94,840</u>	<u>93,226</u>	<u>105,000</u>
Available Resources	<u>104,963</u>	<u>101,945</u>	<u>105,333</u>
Expenditures	96,244	101,612	102,507
Transfers Out	<u>0</u>	<u>0</u>	<u>0</u>
Total Expenditures and Transfer Out	<u>96,244</u>	<u>101,612</u>	<u>102,507</u>
Ending Balance	\$ <u><u>8,719</u></u>	\$ <u><u>333</u></u>	\$ <u><u>2,826</u></u>

**SAN PATRICIO COUNTY, TEXAS
INTOXILIZER PROGRAM
BUDGET 2020**

		2018 <u>ACTUAL</u>	2019 <u>ESTIMATE</u>	2020 <u>BUDGET</u>
406	Revenues			
330-810	P/R Share-Aransas Co.	\$ 9,250	\$ 9,250	\$ 10,500
330-818	P/R Share-Nueces Co.	<u>41,625</u>	<u>41,625</u>	<u>47,250</u>
	Shared Revenue with Local Gov'ts	<u>50,875</u>	<u>50,875</u>	<u>57,750</u>
360-101	Interest Earnings	<u>724</u>	<u>726</u>	<u>0</u>
	Investment Earnings	<u>724</u>	<u>726</u>	<u>0</u>
370-401	Refunds, Sundry	41	0	0
390-010	General Fund	<u>43,200</u>	<u>41,625</u>	<u>47,250</u>
	Other Revenue and Transfers In	<u>43,241</u>	<u>41,625</u>	<u>47,250</u>
	Total Revenue and Transfers In	<u>\$ 94,840</u>	<u>\$ 93,226</u>	<u>\$ 105,000</u>

**SAN PATRICIO COUNTY, TEXAS
INTOXILIZER PROGRAM
BUDGET 2020**

	2018 <u>ACTUAL</u>	2019 <u>ESTIMATE</u>	2020 <u>BUDGET</u>
666 Intoxilizer Program			
110 Regular Employees	\$ 62,418	\$ 66,427	\$ 67,433
185 Phone Allowance	600	600	600
190 Longevity Pay	90	111	162
210 Group Insurance	8,764	8,764	8,597
220 Social Security Taxes	4,828	5,136	5,217
230 Retirement Contributions	6,847	7,480	8,170
250 Unemployment Insurance	114	114	273
260 Workers' Compensation Ins	169	160	205
Personal Services	<u>83,830</u>	<u>88,792</u>	<u>90,657</u>
312 Conference and Assoc Dues	765	824	600
330 Pre-Employment Physicals	0	0	0
434 Equipment Repairs/Maint	2,526	500	2,000
520 Insurance/Bond Premiums	604	604	1,000
530 Telephone	0	0	0
538 Postage	0	0	50
580 Travel	5,819	6,026	7,000
598 Misc Services & Charges	2,192	2,833	500
Other Services and Charges	<u>11,906</u>	<u>10,787</u>	<u>11,150</u>
610 General Supplies	508	2,033	700
650 NCO Furniture/Equipment Supplies	<u>0</u>	<u>0</u>	<u>0</u>
	<u>508</u>	<u>2,033</u>	<u>700</u>
740 Machinery and Equipment Capital Outlay	<u>0</u>	<u>0</u>	<u>0</u>
	<u>0</u>	<u>0</u>	<u>0</u>
Intoxilizer Program	<u>\$ 96,244</u>	<u>\$ 101,612</u>	<u>\$ 102,507</u>

**SAN PATRICIO COUNTY, TEXAS
WOMEN, INFANTS AND CHILDREN PROGRAM
BUDGET 2020**

	2018 <u>ACTUAL</u>	2019 <u>ESTIMATE</u>	2020 <u>BUDGET</u>
Beginning Balance	\$ <u>-749</u>	\$ <u>21,044</u>	\$ <u>29,328</u>
Revenues	602,596	605,737	652,424
Transfers In	<u>0</u>	<u>20,468</u>	<u>0</u>
Total Revenues and Transfers In	<u>602,596</u>	<u>626,205</u>	<u>652,424</u>
Available Resources	<u>601,847</u>	<u>647,249</u>	<u>681,752</u>
Expenditures	580,803	617,921	681,752
Transfers Out	<u>0</u>	<u>0</u>	<u>0</u>
Total Expenditures and Transfer Out	<u>580,803</u>	<u>617,921</u>	<u>681,752</u>
Ending Balance	\$ <u><u>21,044</u></u>	\$ <u><u>29,328</u></u>	\$ <u><u>0</u></u>

**SAN PATRICIO COUNTY, TEXAS
WOMEN, INFANTS AND CHILDREN PROGRAM
BUDGET 2020**

	2018 <u>ACTUAL</u>	2019 <u>ESTIMATE</u>	2020 <u>BUDGET</u>
552 Revenues			
330-565 WIC Grant	\$ 602,293	\$ 605,499	\$ 652,424
360-101 Interest Earnings	0	0	0
370-401 Refunds, Sundry	303	238	0
390-010 General Fund	<u>0</u>	<u>20,468</u>	<u>0</u>
Total Revenue	<u>\$ 602,596</u>	<u>\$ 626,205</u>	<u>\$ 652,424</u>
748 W I C			
110 Regular Employees	\$ 349,192	\$ 372,454	\$ 397,655
115 Temporary Employees	0	0	18,060
185 Phone Allowance	1,775	1,800	1,200
190 Longevity Pay	2,767	3,060	3,814
195 Overtime	5,063	2,770	8,000
210 Group Insurance	76,527	63,037	85,970
220 Social Security Taxes	25,335	27,081	32,722
230 Retirement Contributions	38,929	42,370	51,243
250 Unemployment Insurance	646	646	1,711
260 Workers' Compensation Ins	783	760	987
Personal Services	<u>501,017</u>	<u>513,978</u>	<u>601,362</u>
312 Conference and Assoc Dues	4,456	1,618	5,000
330 Pre-Employment Physicals	0	75	150
341 Other Professional Services	19,095	18,919	5,000
410 Utilities	2,268	1,741	2,000
421 Waste Disposal	0	0	0
430 Building Repairs/Maint	0	0	0
434 Equipment Repairs/Maint	1,336	660	1,320
441 Building/Office Rental	1,920	1,920	1,920
450 Construction Services	0	0	0
520 Insurance/Bond Premiums	671	671	1,000
530 Telephone	11,313	11,656	5,000
538 Postage	62	50	1,000
540 Public Notices	0	500	1,000
580 Travel	21,523	15,403	12,000
598 Misc Services & Charges	78	100	20,000
Other Services and Charges	<u>62,722</u>	<u>53,313</u>	<u>55,390</u>
610 General Supplies	9,520	26,568	10,000
650 NCO Furniture/Equipment	0	6,021	5,000
698 Other Supplies	7,544	18,041	10,000
Supplies	<u>17,064</u>	<u>50,630</u>	<u>25,000</u>
740 Machinery and Equipment	<u>0</u>	<u>0</u>	<u>0</u>
Capital Outlay	<u>0</u>	<u>0</u>	<u>0</u>
WIC	<u>\$ 580,803</u>	<u>\$ 617,921</u>	<u>\$ 681,752</u>

**SAN PATRICIO COUNTY, TEXAS
LAW LIBRARY
BUDGET 2020**

	2018 <u>ACTUAL</u>	2019 <u>ESTIMATE</u>	2020 <u>BUDGET</u>
Beginning Balance	\$ 35,826	\$ 34,103	\$ 25,656
Revenues	66,681	68,490	66,700
Transfers In	<u>0</u>	<u>0</u>	<u>0</u>
Total Revenues and Transfers In	<u>66,681</u>	<u>68,490</u>	<u>66,700</u>
Available Resources	<u>102,507</u>	<u>102,593</u>	<u>92,356</u>
Expenditures	68,404	76,937	88,601
Transfers Out	<u>0</u>	<u>0</u>	<u>0</u>
Total Expenditures and Transfer Out	<u>68,404</u>	<u>76,937</u>	<u>88,601</u>
Ending Balance	\$ <u>34,103</u>	\$ <u>25,656</u>	\$ <u>3,755</u>

**SAN PATRICIO COUNTY, TEXAS
LAW LIBRARY
BUDGET 2020**

	2018 <u>ACTUAL</u>	2019 <u>ESTIMATE</u>	2020 <u>BUDGET</u>
154 Revenues			
340-317 Law Library-County Clerk	\$ 39,217	\$ 37,779	\$ 37,000
340-319 Law Library-Dist Clerk	26,606	29,941	29,000
360-101 Interest Earnings	813	770	700
370-401 Refunds, Sundry	45	0	0
390-010 General Fund	<u>0</u>	<u>0</u>	<u>0</u>
Total Revenue	\$ <u>66,681</u>	\$ <u>68,490</u>	\$ <u>66,700</u>
480 Law Library			
110 Regular Employees	\$ 0	\$ 0	\$ 6,084
115 Temporary Employees	0	0	0
190 Longevity Pay	0	0	0
210 Group Insurance	0	0	0
220 Social Security Taxes	0	0	0
230 Retirement Contributions	0	0	0
250 Unemployment Insurance	0	0	0
260 Workers' Compensation Ins	0	0	17
Personal Services	<u>0</u>	<u>0</u>	<u>6,101</u>
520 Insurance/Bond Premiums	30	200	200
540 Public Notices	0	0	100
598 Misc Services & Charges	0	0	100
Other Services and Charges	<u>30</u>	<u>200</u>	<u>400</u>
610 General Supplies	0	50	100
641 Books, Subscriptions	68,374	76,687	80,000
650 NCO Furniture/Equipment	0	0	2,000
Supplies	<u>68,374</u>	<u>76,737</u>	<u>82,100</u>
740 Machinery and Equipment	<u>0</u>	<u>0</u>	<u>0</u>
Capital Outlay	<u>0</u>	<u>0</u>	<u>0</u>
Law Library	\$ <u>68,404</u>	\$ <u>76,937</u>	\$ <u>88,601</u>

**SAN PATRICIO COUNTY, TEXAS
COURTHOUSE SECURITY FUND
BUDGET 2020**

	2018 <u>ACTUAL</u>	2019 <u>ESTIMATE</u>	2020 <u>BUDGET</u>
Beginning Balance	\$ 530,833	\$ 497,489	\$ 491,900
Revenues	64,979	72,627	62,400
Transfers In	<u>0</u>	<u>0</u>	<u>0</u>
Total Revenues and Transfers In	<u>64,979</u>	<u>72,627</u>	<u>62,400</u>
Available Resources	<u>595,812</u>	<u>570,116</u>	<u>554,300</u>
Expenditures	98,323	78,216	159,993
Transfers Out	<u>0</u>	<u>0</u>	<u>0</u>
Total Expenditures and Transfer Out	<u>98,323</u>	<u>78,216</u>	<u>159,993</u>
Ending Balance	\$ <u>497,489</u>	\$ <u>491,900</u>	\$ <u>394,307</u>

**SAN PATRICIO COUNTY, TEXAS
COURTHOUSE SECURITY FUND
BUDGET 2020**

	2018 <u>ACTUAL</u>	2019 <u>ESTIMATE</u>	2020 <u>BUDGET</u>
403 Revenues			
340-106 County Clerk	\$ 15,886	\$ 16,663	\$ 16,000
340-112 District Clerk	5,474	5,538	5,000
340-113 Justice Courts	30,808	38,414	30,000
360-101 Interest Earnings	12,783	12,012	11,400
370-401 Refunds, Sundry	<u>28</u>	<u>0</u>	<u>0</u>
Total Revenue	\$ <u>64,979</u>	\$ <u>72,627</u>	\$ <u>62,400</u>
670 Courthouse Security			
110 Regular Employees	\$ 31,016	\$ 33,009	\$ 35,176
190 Longevity Pay	114	144	186
195 Overtime	2,028	3,141	0
210 Group Insurance	6,749	6,818	8,597
220 Social Security Taxes	2,421	2,700	2,705
230 Retirement Contributions	3,598	3,760	4,236
250 Unemployment Insurance	77	74	141
260 Workers' Compensation Ins Personal Services	<u>438</u>	<u>426</u>	<u>552</u>
	<u>46,441</u>	<u>50,072</u>	<u>51,593</u>
312 Conference and Assoc Dues	0	715	1,000
330 Pre-Employment Physicals	0	0	0
336 Engineering/Architectural	0	0	0
341 Other Professional Services	0	0	0
434 Equipment Repairs/Maint	0	2,000	4,000
442 Vehicle/Equipment Rental	0	0	0
520 Insurance/Bond Premiums	170	500	1,000
540 Public Notices	0	0	0
580 Travel	0	400	800
598 Misc Services & Charges	47,601	15,224	900
Other Services and Charges	<u>47,771</u>	<u>18,839</u>	<u>7,700</u>
610 General Supplies	4,111	365	700
650 NCO Furniture/Equipment Supplies	<u>0</u>	<u>8,940</u>	<u>100,000</u>
	<u>4,111</u>	<u>9,305</u>	<u>100,700</u>
740 Machinery and Equipment Capital Outlay	<u>0</u>	<u>0</u>	<u>0</u>
	<u>0</u>	<u>0</u>	<u>0</u>
Courthouse Security	\$ <u>98,323</u>	\$ <u>78,216</u>	\$ <u>159,993</u>

**SAN PATRICIO COUNTY, TEXAS
RECORDS MANAGEMENT FUND
BUDGET 2020**

	2018 <u>ACTUAL</u>	2019 <u>ESTIMATE</u>	2020 <u>BUDGET</u>
Beginning Balance	\$ 432,766	\$ 481,983	\$ 313,674
Revenues	297,420	320,476	307,900
Transfers In	<u>0</u>	<u>0</u>	<u>0</u>
Total Revenues and Transfers In	<u>297,420</u>	<u>320,476</u>	<u>307,900</u>
Available Resources	<u>730,186</u>	<u>802,459</u>	<u>621,574</u>
Expenditures	248,203	488,785	405,057
Transfers Out	<u>0</u>	<u>0</u>	<u>0</u>
Total Expenditures and Transfer Out	<u>248,203</u>	<u>488,785</u>	<u>405,057</u>
Ending Balance	\$ <u><u>481,983</u></u>	\$ <u><u>313,674</u></u>	\$ <u><u>216,517</u></u>

**SAN PATRICIO COUNTY, TEXAS
RECORDS MANAGEMENT FUND
BUDGET 2020**

	2018 <u>ACTUAL</u>	2019 <u>ESTIMATE</u>	2020 <u>BUDGET</u>
100 Revenues			
340-325 Records Mgmt - County Clerk	\$ 9,323	\$ 9,891	\$ 9,700
340-326 Records Mgmt - District Clerk	16,093	16,996	16,000
340-327 Rec Mgmt - County Clerk - Special	117,438	127,159	125,000
340-328 Co Clerk Records Archive Fee	116,556	126,422	120,000
340-329 Digital Record Preservation	6,797	6,308	6,000
340-330 Digital Record Preservation	8,684	10,158	9,000
340-331 Dist Clerk Archive Fee	9,109	10,693	10,000
360-101 Interest Earnings	13,385	12,849	12,200
370-401 Refunds, Sundry	35	0	0
	<u>297,420</u>	<u>320,476</u>	<u>307,900</u>
Total Revenue	\$ 297,420	\$ 320,476	\$ 307,900
403 County Clerk			
110 Regular Employees	\$ 23,403	\$ 23,476	\$ 30,603
115 Temporary Employees	0	0	0
190 Longevity Pay	266	36	78
195 Overtime	428	180	0
210 Group Insurance	7,660	8,736	8,597
220 Social Security Taxes	1,843	1,693	2,347
230 Retirement Contributions	2,614	2,626	3,676
250 Unemployment Insurance	52	40	123
260 Workers' Compensation Ins	66	58	74
Personal Services	<u>36,332</u>	<u>36,845</u>	<u>45,498</u>
312 Conference and Assoc Dues	0	0	100
341 Other Professional Services	70,139	80,000	80,000
410 Utilities	4,172	2,601	4,000
430 Building Repairs/Maint	0	0	0
432 Vehicle Repairs/Maint	0	0	0
434 Equipment Repairs/Maint	1,513	5,000	10,000
450 Construction Services	0	0	0
520 Insurance/Bond Premiums	166	400	400
540 Public Notices	0	0	0
580 Travel	0	0	200
598 Misc Services & Charges	600	600	3,559
Other Services and Charges	<u>76,590</u>	<u>88,601</u>	<u>98,259</u>
610 General Supplies	0	1,750	3,500
650 NCO Furniture/Equipment	0	0	0
Supplies	<u>0</u>	<u>1,750</u>	<u>3,500</u>
740 Machinery and Equipment	0	5,589	5,800
Capital Outlay	<u>0</u>	<u>5,589</u>	<u>5,800</u>
County Clerk	<u>112,922</u>	<u>132,785</u>	<u>153,057</u>
404 Records Archive/Preservation			
341 Other Professional Services	135,250	300,000	155,000
Other Services and Charges	<u>135,250</u>	<u>300,000</u>	<u>155,000</u>
Records Archive/Preservation	<u>135,250</u>	<u>300,000</u>	<u>155,000</u>

**SAN PATRICIO COUNTY, TEXAS
RECORDS MANAGEMENT FUND
BUDGET 2020**

	<u>2018 ACTUAL</u>	<u>2019 ESTIMATE</u>	<u>2020 BUDGET</u>
465 District Clerk			
110 Regular Employees	\$ 0	\$ 0	0
190 Longevity Pay	0	0	0
195 Overtime	0	0	0
210 Group Insurance	0	0	0
220 Social Security Taxes	0	0	0
230 Retirement Contributions	0	0	0
250 Unemployment Insurance	0	0	0
260 Workers' Compensation Ins	31	0	0
Personal Services	<u>31</u>	<u>0</u>	<u>0</u>
312 Conference and Assoc Dues	0	0	0
434 Equipment Repairs/Maint	0	0	0
520 Insurance/Bond Premiums	0	0	0
580 Travel	0	0	0
598 Misc Services & Charges	0	0	0
Other Services and Charges	<u>0</u>	<u>0</u>	<u>0</u>
610 General Supplies	0	0	0
650 NCO Furniture/Equipment Supplies	<u>0</u>	<u>0</u>	<u>0</u>
740 Machinery and Equipment Capital Outlay	<u>0</u>	<u>0</u>	<u>0</u>
District Clerk	<u>31</u>	<u>0</u>	<u>0</u>
466 Records Archive/Preservation			
341 Other Professional Services	0	56,000	97,000
Other Services and Charges	<u>0</u>	<u>56,000</u>	<u>97,000</u>
Records Archive/Preservation	<u>0</u>	<u>56,000</u>	<u>97,000</u>
Records Management Fund	<u>\$ 248,203</u>	<u>\$ 488,785</u>	<u>\$ 405,057</u>

**SAN PATRICIO COUNTY, TEXAS
COURT TECHNOLOGY FEE FUND
BUDGET 2020**

	2018 <u>ACTUAL</u>	2019 <u>ESTIMATE</u>	2020 <u>BUDGET</u>
Beginning Balance	\$ 272,802	\$ 316,840	\$ 278,646
Revenues	48,059	55,090	34,800
Transfers In	<u>0</u>	<u>0</u>	<u>0</u>
Total Revenues and Transfers In	<u>48,059</u>	<u>55,090</u>	<u>34,800</u>
Available Resources	<u>320,861</u>	<u>371,930</u>	<u>313,446</u>
Expenditures	4,021	93,284	88,700
Transfers Out	<u>0</u>	<u>0</u>	<u>0</u>
Total Expenditures and Transfer Out	<u>4,021</u>	<u>93,284</u>	<u>88,700</u>
Ending Balance	\$ <u><u>316,840</u></u>	\$ <u><u>278,646</u></u>	\$ <u><u>224,746</u></u>

**SAN PATRICIO COUNTY, TEXAS
COURT TECHNOLOGY FEE FUND
BUDGET 2020**

	2018 <u>ACTUAL</u>	2019 <u>ESTIMATE</u>	2020 <u>BUDGET</u>
152 Revenues			
340-302 Justice Court Technology Fee	\$ 30,322	\$ 38,476	\$ 21,000
340-331 County Clerk Technology Fee	8,533	8,069	5,700
340-332 District Clerk Technology Fee	<u>1,073</u>	<u>906</u>	<u>900</u>
Total Charges for Services	<u>39,928</u>	<u>47,451</u>	<u>27,600</u>
360-101 Interest Earnings	<u>8,131</u>	<u>7,639</u>	<u>7,200</u>
Investment Earnings	<u>8,131</u>	<u>7,639</u>	<u>7,200</u>
Total Revenue	\$ <u><u>48,059</u></u>	\$ <u><u>55,090</u></u>	\$ <u><u>34,800</u></u>
450 County Court			
460 Software License/Support	\$ 0	\$ 37,366	\$ 20,000
Other Services and Charges	<u>0</u>	<u>37,366</u>	<u>20,000</u>
460 District Court			
460 Software License/Support	0	0	20,000
Other Services and Charges	<u>0</u>	<u>0</u>	<u>20,000</u>
479 Justices of the Peace			
312 Conference and Assoc Dues	0	2,500	5,000
434 Equipment Repairs/Maint	719	2,450	1,000
460 Software License/Support	0	3,032	5,000
530 Telephone	0	0	0
580 Travel	0	500	2,000
598 Misc Services & Charges	0	400	2,400
Other Services and Charges	<u>719</u>	<u>8,882</u>	<u>15,400</u>
610 General Supplies	1,589	550	16,300
650 NCO Furniture/Equipment Supplies	<u>1,713</u> <u>3,302</u>	<u>14,100</u> <u>14,650</u>	<u>17,000</u> <u>33,300</u>
740 Machinery and Equipment Capital Outlay	<u>0</u> <u>0</u>	<u>0</u> <u>0</u>	<u>0</u> <u>0</u>
Justices of the Peace	<u>4,021</u>	\$ <u>23,532</u>	<u>48,700</u>
900 Operating Transfers Out			
150 District Courts Operating	0	32,386	0
Operating Transfers Out	<u>0</u>	<u>32,386</u>	<u>0</u>
Court Technology Fund	\$ <u><u>4,021</u></u>	\$ <u><u>93,284</u></u>	\$ <u><u>88,700</u></u>

**SAN PATRICIO COUNTY, TEXAS
COURT REPORTER SERVICE FUND
BUDGET 2020**

	2018 <u>ACTUAL</u>	2019 <u>ESTIMATE</u>	2020 <u>BUDGET</u>
Beginning Balance	\$ 113,066	\$ 127,821	\$ 96,056
Revenues	24,065	24,577	21,900
Transfers In	<u>0</u>	<u>0</u>	<u>0</u>
Total Revenues and Transfers In	<u>24,065</u>	<u>24,577</u>	<u>21,900</u>
Available Resources	<u>137,131</u>	<u>152,398</u>	<u>117,956</u>
Expenditures	9,310	56,342	100,000
Transfers Out	<u>0</u>	<u>0</u>	<u>0</u>
Total Expenditures and Transfer Out	<u>9,310</u>	<u>56,342</u>	<u>100,000</u>
Ending Balance	\$ <u>127,821</u>	\$ <u>96,056</u>	\$ <u>17,956</u>

**SAN PATRICIO COUNTY, TEXAS
COURT REPORTER SERVICE FUND
BUDGET 2020**

	<u>2018 ACTUAL</u>	<u>2019 ESTIMATE</u>	<u>2020 BUDGET</u>
153 Revenues			
340-106 County Clerk	\$ 9,431	\$ 8,753	\$ 8,000
340-112 District Clerk	<u>11,326</u>	<u>12,696</u>	<u>11,000</u>
Total Charges for Services	<u>20,757</u>	<u>21,449</u>	<u>19,000</u>
360-101 Interest Earnings	<u>3,308</u>	<u>3,128</u>	<u>2,900</u>
Investment Earnings	<u>3,308</u>	<u>3,128</u>	<u>2,900</u>
370-401 Refunds, Sundry	<u>0</u>	<u>0</u>	<u>0</u>
Other Revenue & Transfers In	<u>0</u>	<u>0</u>	<u>0</u>
Total Revenue	<u>\$ 24,065</u>	<u>\$ 24,577</u>	<u>\$ 21,900</u>
450 County Court			
321 Other Costs of Court	\$ 0	\$ 0	\$ 1,000
329 Court Reporter Services	<u>1,660</u>	<u>12,500</u>	<u>25,000</u>
Other Services and Charges	<u>1,660</u>	<u>12,500</u>	<u>26,000</u>
460 District Court			
321 Other Costs of Court	0	6,136	1,000
329 Court Reporter Services	<u>7,650</u>	<u>37,706</u>	<u>73,000</u>
Other Services and Charges	<u>7,650</u>	<u>43,842</u>	<u>74,000</u>
District Court	<u>\$ 9,310</u>	<u>\$ 56,342</u>	<u>\$ 100,000</u>

**SAN PATRICIO COUNTY, TEXAS
COASTAL BEND COG GRANT
BUDGET 2020**

	2018 <u>ACTUAL</u>	2019 <u>ESTIMATE</u>	2020 <u>BUDGET</u>
Beginning Balance	\$ 285,607	\$ 216,045	\$ 168,018
Revenues	5,440	5,107	4,800
Transfers In	<u>0</u>	<u>0</u>	<u>0</u>
Total Revenues and Transfers In	<u>5,440</u>	<u>5,107</u>	<u>4,800</u>
Available Resources	<u>291,047</u>	<u>221,152</u>	<u>172,818</u>
Expenditures	75,002	53,134	170,000
Transfers Out	<u>0</u>	<u>0</u>	<u>0</u>
Total Expenditures and Transfer Out	<u>75,002</u>	<u>53,134</u>	<u>170,000</u>
Ending Balance	\$ <u>216,045</u>	\$ <u>168,018</u>	\$ <u>2,818</u>

**SAN PATRICIO COUNTY, TEXAS
COASTAL BEND COG GRANT
BUDGET 2020**

		2018 <u>ACTUAL</u>	2019 <u>ESTIMATE</u>	2020 <u>BUDGET</u>
409	Revenues			
330-276	SHS Grant	\$ 0	\$ 0	\$ 0
330-404	Coastal Bend COG-911 Funding	<u>0</u>	<u>0</u>	<u>0</u>
	Total Charges for Services	<u>0</u>	<u>0</u>	<u>0</u>
360-101	Interest Earnings	<u>5,440</u>	<u>5,107</u>	<u>4,800</u>
	Investment Earnings	<u>5,440</u>	<u>5,107</u>	<u>4,800</u>
	Total Revenue	\$ <u>5,440</u>	\$ <u>5,107</u>	\$ <u>4,800</u>
660	County Sheriff			
312	Conference and Assoc Dues	\$ 735	\$ 4,120	\$ 16,000
434	Equipment Repairs/Maint	0	539	1,000
450	Construction Services	0	0	0
530	Telephone	0	500	1,000
580	Travel	0	6,692	18,000
598	Misc Services & Charges	<u>13,475</u>	<u>11,736</u>	<u>21,000</u>
	Other Services and Charges	<u>14,210</u>	<u>23,587</u>	<u>57,000</u>
610	General Supplies	40,023	9,186	40,000
650	NCO Furniture/Equipment Supplies	<u>20,769</u>	<u>20,361</u>	<u>38,000</u>
		<u>60,792</u>	<u>29,547</u>	<u>78,000</u>
740	Machinery and Equipment Capital Outlay	<u>0</u>	<u>0</u>	<u>35,000</u>
		<u>0</u>	<u>0</u>	<u>35,000</u>
900	Operating Transfers Out			
010	General Fund	<u>0</u>	<u>0</u>	<u>0</u>
	<i>Operating Transfers Out</i>	<u>0</u>	<u>0</u>	<u>0</u>
	County Sheriff	\$ <u>75,002</u>	\$ <u>53,134</u>	\$ <u>170,000</u>

**SAN PATRICIO COUNTY, TEXAS
COMMUNICATIONS SYSTEM
BUDGET 2020**

	2018 <u>ACTUAL</u>	2019 <u>ESTIMATE</u>	2020 <u>BUDGET</u>
Beginning Balance	\$ 220,097	\$ 339,754	\$ 232,099
Revenues	137,173	49,505	63,800
Transfers In	<u>0</u>	<u>0</u>	<u>0</u>
Total Revenues and Transfers In	<u>137,173</u>	<u>49,505</u>	<u>63,800</u>
Available Resources	<u>357,270</u>	<u>389,259</u>	<u>295,899</u>
Expenditures	17,516	157,160	194,000
Transfers Out	<u>0</u>	<u>0</u>	<u>0</u>
Total Expenditures and Transfer Out	<u>17,516</u>	<u>157,160</u>	<u>194,000</u>
Ending Balance	\$ <u>339,754</u>	\$ <u>232,099</u>	\$ <u>101,899</u>

**SAN PATRICIO COUNTY, TEXAS
COMMUNICATIONS SYSTEM
BUDGET 2020**

	<u>2018 ACTUAL</u>	<u>2019 ESTIMATE</u>	<u>2020 BUDGET</u>
411 Revenues			
330-405 SHSP Grant	0 \$	0 \$	0
340-405 Radio Maintenance Fee	<u>128,250</u>	<u>41,220</u>	<u>56,000</u>
Total Charges for Services	<u>128,250</u>	<u>41,220</u>	<u>56,000</u>
360-101 Interest Earnings	<u>8,923</u>	<u>8,285</u>	<u>7,800</u>
Investment Earnings	<u>8,923</u>	<u>8,285</u>	<u>7,800</u>
370-100 Sale of Fixed Assets	0	0	0
370-101 Insurance Recovery-Assets	0	0	0
370-401 Refunds, Sundry	0	0	0
390-010 General Fund	<u>0</u>	<u>0</u>	<u>0</u>
Other Revenue & Transfers In	<u>0</u>	<u>0</u>	<u>0</u>
Total Revenue	<u>\$ 137,173</u>	<u>\$ 49,505</u>	<u>\$ 63,800</u>
665 Communications System			
434 Equipment Repairs/Maint	\$ 5,696	\$ 43,518	\$ 52,000
450 Construction Services	0	3,996	10,000
598 Misc Services & Charges	<u>11,273</u>	<u>25,745</u>	<u>32,000</u>
Other Services and Charges	<u>16,969</u>	<u>73,259</u>	<u>94,000</u>
610 General Supplies	547	34,241	20,000
650 NCO Furniture/Equipment	<u>0</u>	<u>29,660</u>	<u>40,000</u>
Supplies	<u>547</u>	<u>63,901</u>	<u>60,000</u>
740 Machinery and Equipment	<u>0</u>	<u>20,000</u>	<u>40,000</u>
Capital Outlay	<u>0</u>	<u>20,000</u>	<u>40,000</u>
Communications System	<u>\$ 17,516</u>	<u>\$ 157,160</u>	<u>\$ 194,000</u>

**SAN PATRICIO COUNTY, TEXAS
SAN PATRICIO COUNTY AIRPORT FUND
BUDGET 2020**

	2018 <u>ACTUAL</u>	2019 <u>ESTIMATE</u>	2020 <u>BUDGET</u>
Beginning Balance	\$ 683,845	\$ 688,466	\$ 326,236
Revenues	530,615	525,772	409,000
Transfers In	<u>1,100,000</u>	<u>1,300,000</u>	<u>1,700,000</u>
Total Revenues and Transfers In	<u>1,630,615</u>	<u>1,825,772</u>	<u>2,109,000</u>
Available Resources	<u>2,314,460</u>	<u>2,514,238</u>	<u>2,435,236</u>
Expenditures	1,625,994	2,188,002	2,359,940
Transfers Out	<u>0</u>	<u>0</u>	<u>0</u>
Total Expenditures and Transfer Out	<u>1,625,994</u>	<u>2,188,002</u>	<u>2,359,940</u>
Ending Balance	\$ <u>688,466</u>	\$ <u>326,236</u>	\$ <u>75,296</u>

**SAN PATRICIO COUNTY, TEXAS
SAN PATRICIO COUNTY AIRPORT FUND
BUDGET 2020**

	2018 <u>ACTUAL</u>	2019 <u>ESTIMATE</u>	2020 <u>BUDGET</u>
500 Revenues			
330-403 FEMA-Hurricane Harvey	\$ 0	\$ 0	\$ 0
330-504 TXDOT Grant	0	100,000	0
360-101 Interest Earnings	17,424	15,351	14,000
370-100 Sale of Fixed Assets	0	0	0
370-101 Insurance Recovery-Assets	7,847	0	0
370-201 Rental Income	148,746	169,360	150,000
370-307 Fuel Sales - TPMP	356,523	225,668	225,000
370-308 Fuel Sales - Sinton	0	15,317	20,000
370-401 Refunds, Sundry	75	76	0
390-010 General Fund	400,000	400,000	400,000
390-720 Capital Improvements	<u>700,000</u>	<u>900,000</u>	<u>1,300,000</u>
Total Revenue and Transfers In	\$ <u>1,630,615</u>	\$ <u>1,825,772</u>	\$ <u>2,109,000</u>
732 Sinton Airport			
336 Engineering/Architectural	\$ 0	\$ 5,000	\$ 10,000
410 Utilities	6,535	7,184	8,500
421 Waste Disposal	0	0	0
424 Grounds Maintenance	0	0	0
430 Building Repairs/Maint	300	60,549	25,000
432 Vehicle Repairs/Maint	0	504	500
434 Equipment Repairs/Maint	9,539	8,157	10,000
442 Vehicle/Equipment Rental	0	0	500
450 Construction Services	9,524	1,358	300,000
451 Sealcoating	0	145,610	0
520 Insurance/Bond Premiums	7,785	7,785	8,000
530 Telephone	2,435	2,463	1,500
538 Postage	0	0	100
540 Public Notices	0	0	200
598 Misc Services & Charges	100	1,097	1,500
<i>Other Services and Charges</i>	<u>36,218</u>	<u>239,707</u>	<u>365,800</u>
602 Repair Materials	2,942	1,747	8,500
604 Repair Parts	1,376	6,057	4,000
608 Signage	0	0	100
610 General Supplies	1,193	262	1,500
626 Fuel, Oil, Lubricants	0	35,840	50,000
627 Automotive Supplies	0	0	0
650 NCO Furniture/Equipment	0	0	0
698 Other Supplies	0	646	3,000
<i>Supplies</i>	<u>5,511</u>	<u>44,552</u>	<u>67,100</u>
740 Machinery and Equipment	<u>1,115</u>	<u>0</u>	<u>0</u>
<i>Capital Outlay</i>	<u>1,115</u>	<u>0</u>	<u>0</u>
Sinton Airport	<u>42,844</u>	<u>284,259</u>	<u>432,900</u>

**SAN PATRICIO COUNTY, TEXAS
SAN PATRICIO COUNTY AIRPORT FUND
BUDGET 2020**

	2018 <u>ACTUAL</u>	2019 <u>ESTIMATE</u>	2020 <u>BUDGET</u>
734 T. P. McCampbell Airport			
110 Regular Employees	\$ 91,644	\$ 127,320	\$ 132,864
115 Temporary Employees	0	5,737	6,737
185 Phone Allowance	1,025	1,200	1,200
190 Longevity Pay	188	156	333
195 Overtime	994	1,225	3,500
210 Group Insurance	15,219	8,801	25,791
220 Social Security Taxes	6,878	9,862	11,064
230 Retirement Contributions	10,183	14,471	17,326
250 Unemployment Insurance	169	222	578
260 Workers' Compensation Ins	2,617	2,614	3,847
Personal Services	<u>128,917</u>	<u>171,608</u>	<u>203,240</u>
312 Conference and Assoc Dues	271	2,130	500
330 Pre-Employment Physicals	0	0	200
336 Engineering/Architectural	37,129	44,870	80,000
341 Other Professional Services	0	0	0
410 Utilities	8,404	9,938	13,000
424 Grounds Maintenance	285	0	0
430 Building Repairs/Maint	6,345	500	2,500
432 Vehicle Repairs/Maint	3,250	857	5,500
434 Equipment Repairs/Maint	5,767	14,746	8,000
442 Vehicle/Equipment Rental	80	348	1,000
450 Construction Services	283,946	331,867	750,000
451 Sealcoating	0	600,000	385,000
520 Insurance/Bond Premiums	9,461	9,461	10,000
530 Telephone	3,761	4,426	1,000
538 Postage	122	220	300
540 Public Notices	226	0	500
580 Travel	517	1,078	1,000
588 Hauling Charges	0	0	0
598 Misc Services & Charges	3,709	8,121	9,000
<i>Other Services and Charges</i>	<u>363,273</u>	<u>1,028,562</u>	<u>1,267,500</u>
602 Repair Materials	13,307	16,037	8,000
604 Repair Parts	24,859	4,045	10,000
608 Signage	0	250	500
610 General Supplies	6,079	9,883	6,000
626 Fuel, Oil, Lubricants	345,230	226,051	325,000
627 Automotive Supplies	0	4,452	200
641 Books, Subscriptions	0	0	100
650 NCO Furniture/Equipment	4,598	1,174	3,000
698 Other Supplies	0	400	3,500
<i>Supplies</i>	<u>394,073</u>	<u>262,292</u>	<u>356,300</u>
730 Improvements	518,745	430,782	0
740 Machinery and Equipment	178,142	10,499	100,000
<i>Capital Outlay</i>	<u>696,887</u>	<u>441,281</u>	<u>100,000</u>
T. P. McCampbell Airport	<u>1,583,150</u>	<u>1,903,743</u>	<u>1,927,040</u>
San Patricio County Airport Fund	<u>\$ 1,625,994</u>	<u>\$ 2,188,002</u>	<u>\$ 2,359,940</u>

**SAN PATRICIO COUNTY, TEXAS
ELECTION SERVICES
BUDGET 2020**

	2018 <u>ACTUAL</u>	2019 <u>ESTIMATE</u>	2020 <u>BUDGET</u>
Beginning Balance	\$ 100,472	\$ 207,364	\$ 297,984
Revenues	106,892	90,620	40,000
Transfers In	<u>0</u>	<u>0</u>	<u>0</u>
Total Revenues and Transfers In	<u>106,892</u>	<u>90,620</u>	<u>40,000</u>
Available Resources	<u>207,364</u>	<u>297,984</u>	<u>337,984</u>
Expenditures	0	0	100,000
Transfers Out	<u>0</u>	<u>0</u>	<u>0</u>
Total Expenditures and Transfer Out	<u>0</u>	<u>0</u>	<u>100,000</u>
Ending Balance	\$ <u>207,364</u>	\$ <u>297,984</u>	\$ <u>237,984</u>

**SAN PATRICIO COUNTY, TEXAS
ELECTION SERVICES
BUDGET 2020**

	2018 <u>ACTUAL</u>	2019 <u>ESTIMATE</u>	2020 <u>BUDGET</u>
252 Revenues			
340-607 Election Services Fee	\$ 21,762	\$ 12,065	\$ 20,000
360-101 Investment Earnings	5,353	5,320	5,000
370-100 Sale of Fixed Assets	0	0	0
370-201 Rental Income	79,777	73,235	15,000
370-401 Refunds, Sundry	0	0	0
390-010 General Fund	<u>0</u>	<u>0</u>	<u>0</u>
Total Revenue	\$ <u>106,892</u>	\$ <u>90,620</u>	\$ <u>40,000</u>
520 Election Services			
312 Conference and Assoc Dues	\$ 0	\$ 0	\$ 0
341 Other Professional Services	0	0	0
434 Equipment Repairs/Maint	0	0	0
442 Vehicle/Equipment Rental	0	0	0
520 Insurance/Bond Premiums	0	0	0
530 Telephone	0	0	0
538 Postage	0	0	0
540 Public Notices	0	0	0
580 Travel	0	0	0
598 Misc Services & Charges	<u>0</u>	<u>0</u>	<u>0</u>
<i>Other Services and Charges</i>	<u>0</u>	<u>0</u>	<u>0</u>
610 General Supplies	0	0	0
641 Books, Subscriptions	0	0	0
650 NCO Furniture/Equipment	0	0	0
698 Other Supplies	<u>0</u>	<u>0</u>	<u>0</u>
<i>Supplies</i>	<u>0</u>	<u>0</u>	<u>0</u>
740 Machinery and Equipment	<u>0</u>	<u>0</u>	<u>100,000</u>
<i>Capital Outlay</i>	<u>0</u>	<u>0</u>	<u>100,000</u>
Election Services	<u>0</u>	<u>0</u>	<u>100,000</u>
ELECTION SERVICES	\$ <u>0</u>	\$ <u>0</u>	\$ <u>100,000</u>

**SAN PATRICIO COUNTY, TEXAS
COUNTY ATTORNEY PRETRIAL DIVERSION
BUDGET 2020**

	2018 ACTUAL	2019 ESTIMATE	2020 BUDGET
Beginning Balance	\$ 244,626	\$ 142,623	\$ 23,932
Revenues	107,434	109,223	106,400
Transfers In	56	0	0
Total Revenues and Transfers In	<u>107,490</u>	<u>109,223</u>	<u>106,400</u>
Available Resources	<u>352,116</u>	<u>251,846</u>	<u>130,332</u>
Expenditures	209,493	227,914	124,866
Transfers Out	0	0	0
Total Expenditures and Transfer Out	<u>209,493</u>	<u>227,914</u>	<u>124,866</u>
Ending Balance	\$ <u>142,623</u>	\$ <u>23,932</u>	\$ <u>5,466</u>

**SAN PATRICIO COUNTY, TEXAS
COUNTY ATTORNEY PRETRIAL DIVERSION
BUDGET 2020**

		2018 <u>ACTUAL</u>	2019 <u>ESTIMATE</u>	2020 <u>BUDGET</u>
201	Revenues			
330-201	Asst Prosecutor Longevity	\$ 0	\$ 0	\$ 0
340-153	Co Atty Pretrial Intervention	104,105	106,141	105,000
360-101	Interest Earnings	<u>3,329</u>	<u>3,082</u>	<u>1,400</u>
370-401	Refunds, Sundry	<u>56</u>	<u>0</u>	<u>0</u>
	Total Revenue and Transfers In	\$ <u>107,490</u>	\$ <u>109,223</u>	\$ <u>106,400</u>
	County Attorney			
110	Regular Employees	\$ 108,110	\$ 119,166	\$ 33,495
185	Phone Allowance	600	1,175	0
190	Longevity Pay	1,196	2,042	6,960
210	Group Insurance	12,783	13,448	8,597
220	Social Security Taxes	8,325	9,363	3,095
230	Retirement Contributions	11,925	13,825	4,845
250	Unemployment Insurance	153	157	162
260	Workers' Compensation Ins	31	34	12
	<i>Personal Services</i>	<u>143,123</u>	<u>159,210</u>	<u>57,166</u>
312	Conference and Assoc Dues	350	500	1,000
341	Other Professional Services	0	0	0
520	Insurance/Bond Premiums	200	50	0
538	Postage	0	50	100
580	Travel	820	250	500
598	Misc Services & Charges	<u>65,000</u>	<u>67,654</u>	<u>65,100</u>
	<i>Other Services and Charges</i>	<u>66,370</u>	<u>68,504</u>	<u>66,700</u>
610	General Supplies	0	150	300
641	Books, Subscriptions	0	50	200
650	NCO Furniture/Equipment	0	0	500
	<i>Supplies</i>	<u>0</u>	<u>200</u>	<u>1,000</u>
740	Machinery and Equipment	0	0	0
	<i>Capital Outlay</i>	<u>0</u>	<u>0</u>	<u>0</u>
	County Attorney	\$ <u>209,493</u>	\$ <u>227,914</u>	\$ <u>124,866</u>

CAPITAL PROJECTS FUNDS

Capital Projects Funds are used to account for the acquisition and construction of major capital facilities other than those financed by Enterprise Funds.

**SAN PATRICIO COUNTY, TEXAS
RIGHT-OF-WAY
BUDGET 2020**

	2018 <u>ACTUAL</u>	2019 <u>ESTIMATE</u>	2020 <u>BUDGET</u>
Beginning Balance	\$ 721,402	\$ 1,272,727	\$ 1,471,359
Revenues	370,940	64,669	30,300
Transfers In	<u>200,000</u>	<u>200,000</u>	<u>0</u>
Total Revenues and Transfers In	<u>570,940</u>	<u>264,669</u>	<u>30,300</u>
Available Resources	<u>1,292,342</u>	<u>1,537,396</u>	<u>1,501,659</u>
Expenditures	19,615	66,037	235,751
Transfers Out	<u>0</u>	<u>0</u>	<u>0</u>
Total Expenditures and Transfer Out	<u>19,615</u>	<u>66,037</u>	<u>235,751</u>
Ending Balance	\$ <u><u>1,272,727</u></u>	\$ <u><u>1,471,359</u></u>	\$ <u><u>1,265,908</u></u>

**SAN PATRICIO COUNTY, TEXAS
RIGHT-OF-WAY
BUDGET 2020**

	2018 <u>ACTUAL</u>	2019 <u>ESTIMATE</u>	2020 <u>BUDGET</u>
721 Revenues			
330-503 Row Reimb.	\$ 217,078	\$ 32,767	\$ 0
360-101 Interest Earnings	33,299	31,902	30,300
370-401 Refunds, Sundry	120,563	0	0
390-010 General Fund	<u>200,000</u>	<u>200,000</u>	<u>0</u>
Total Revenue and Transfers In	\$ <u>570,940</u>	\$ <u>264,669</u>	\$ <u>30,300</u>
730 Right-Of-Way			
110 Regular Employees	\$ 13,912	\$ 0	\$ 71,000
190 Longevity Pay	240	0	0
195 Overtime	106	0	0
210 Group Insurance	2,310	0	8,597
220 Social Security Taxes	999	0	5,432
230 Retirement Contributions	1,547	0	8,506
250 Unemployment Insurance	32	0	284
260 Workers' Compensation Ins	112	0	170
<i>Personal Services</i>	<u>19,258</u>	<u>0</u>	<u>93,989</u>
312 Conference and Assoc Dues	0	0	400
330 Pre-Employment Physicals	0	0	162
326 Appraisal Services	0	5,000	50,000
336 Engineering/Architectural	0	300	3,000
341 Other Professional Services	0	0	24,000
434 Equipment Repairs/Maint	0	200	2,000
455 Utility Adjustments	0	45,430	45,000
460 Software License/Support	0	1,640	1,500
520 Insurance/Bond Premiums	357	357	5,000
530 Telephone	0	200	2,000
538 Postage	0	100	1,000
580 Travel	0	0	700
598 Misc Services & Charges	0	150	1,500
<i>Other Services and Charges</i>	<u>357</u>	<u>53,377</u>	<u>136,262</u>
610 General Supplies	0	100	3,500
650 NCO Furniture/Equipment	0	2,560	2,000
<i>Supplies</i>	<u>0</u>	<u>2,660</u>	<u>5,500</u>
710 Land	<u>0</u>	<u>10,000</u>	<u>0</u>
740 Machinery and Equipment	<u>0</u>	<u>0</u>	<u>0</u>
<i>Capital Outlay</i>	<u>0</u>	<u>10,000</u>	<u>0</u>
900 Operating Transfers Out			
970 Capital Improvements	<u>0</u>	<u>0</u>	<u>0</u>
<i>Operating Transfers Out</i>	<u>0</u>	<u>0</u>	<u>0</u>
Right-Of-Way	\$ <u>19,615</u>	\$ <u>66,037</u>	\$ <u>235,751</u>

DEBT SERVICE FUNDS

Debt Service Funds have been established to receive funds from a tax levy and other sources for the accumulation of funds to meet the annual principal and interest requirements on the outstanding general obligation debt of the County.

SAN PATRICIO COUNTY, TEXAS

STATEMENT OF INDEBTEDNESS

DECEMBER 31, 2019

<u>PERMANENT IMPROVEMENTS DEBT</u>	<u>RATES</u>	<u>DUE DATES</u>	<u>DATE OF ISSUE</u>	<u>FINAL MATURITY DATE</u>
GENERAL OBLIGATION REFUNDING BONDS, 2015	2.00% - 5.00%	(4-1;10-1)	8-15-2015	4-1-2036
TAX AND REVENUE CERTIFICATES OF OBLIGATION, 2016	3.00% - 4.00%	(4-1;10-1)	2-1-2016	4-1-2036
STATE INFRASTRUCTURE BANK LOAN	2.57%	(4-1;10-1)	4-13-2016	4-1-2041
TAX AND REVENUE CERTIFICATES OF OBLIGATION, 2017	3.00% - 4.00%	(4-1;10-1)	4-27-2017	4-1-2037
TAX AND REVENUE CERTIFICATES OF OBLIGATION, 2019	3.00% - 4.00%	(4-1;10-1)	7-11-2019	4-1-2039
TOTAL PERMANENT IMPROVEMENTS DEBT (COUNTY)				
GRAND TOTALS - DEBT				

AMOUNT ISSUED	AMOUNT PAID/DEFEASED	OUTSTANDING		
		PRINCIPAL	INTEREST	TOTAL
\$ 15,415,000	\$ 1,860,000	\$ 13,555,000	\$ 5,920,950	\$ 19,475,950
8,975,000	845,000	8,130,000	2,949,925	11,079,925
12,403,039	400,613	12,002,426	3,710,493	15,712,919
9,125,000	515,000	8,610,000	3,427,100	12,037,100
<u>8,780,000</u>	<u>0</u>	<u>8,780,000</u>	<u>3,925,764</u>	<u>12,705,764</u>
<u>54,698,039</u>	<u>3,620,613</u>	<u>51,077,426</u>	<u>19,934,232</u>	<u>71,011,658</u>
<u>\$ 54,698,039</u>	<u>\$ 3,620,613</u>	<u>\$ 51,077,426</u>	<u>\$ 19,934,232</u>	<u>\$ 71,011,658</u>

SAN PATRICIO COUNTY, TEXAS

DEBT SERVICE

BUDGET REQUIREMENTS FOR 2020

<u>PERMANENT IMPROVEMENTS DEBT (COUNTY)</u>	<u>PRINCIPAL</u>	<u>INTEREST</u>	<u>OTHER EXPENSES</u>	<u>TOTALS</u>
GENERAL OBLIGATION REFUNDING BONDS, 2015	555,000	591,500	1,000	1,147,500
TAX AND REVENUE CERTIFICATES OF OBLIGATION, 2016	360,000	292,250	1,000	653,250
STATE INFRASTRUCTURE BANK LOAN	411,043	303,180	0	714,223
TAX AND REVENUE CERTIFICATES OF OBLIGATION, 2017	345,000	324,825	1,000	670,825
TAX AND REVENUE CERTIFICATES OF OBLIGATION, 2019	<u>240,000</u>	<u>392,339</u>	<u>1,000</u>	<u>633,339</u>
<u>TOTAL PERMANENT IMPROVEMENTS DEBT (COUNTY)</u>	<u>1,911,043</u>	<u>1,904,094</u>	<u>4,000</u>	<u>3,819,137</u>
GRAND TOTAL - ALL DEBT	\$ <u><u>1,911,043</u></u>	\$ <u><u>1,904,094</u></u>	\$ <u><u>4,000</u></u>	\$ <u><u>3,819,137</u></u>

**SAN PATRICIO COUNTY, TEXAS
PERMANENT IMPROVEMENT I & S
BUDGET 2020**

	2018 <u>ACTUAL</u>	2019 <u>ESTIMATE</u>	2020 <u>BUDGET</u>
Beginning Balance	\$ 209,480	\$ 363,126	\$ 398,767
Revenues	2,853,064	3,427,461	3,735,617
Transfers In	<u>0</u>	<u>0</u>	<u>0</u>
Total Revenues and Transfers In	<u>2,853,064</u>	<u>3,427,461</u>	<u>3,735,617</u>
Available Resources	<u>3,062,544</u>	<u>3,790,587</u>	<u>4,134,384</u>
Expenditures	2,699,418	3,391,820	3,819,137
Transfers Out	<u>0</u>	<u>0</u>	<u>0</u>
Total Expenditures and Transfer Out	<u>2,699,418</u>	<u>3,391,820</u>	<u>3,819,137</u>
Ending Balance	\$ <u><u>363,126</u></u>	\$ <u><u>398,767</u></u>	\$ <u><u>315,247</u></u>

**SAN PATRICIO COUNTY, TEXAS
PERMANENT IMPROVEMENT I & S
BUDGET 2020**

	2018 <u>ACTUAL</u>	2019 <u>ESTIMATE</u>	2020 <u>BUDGET</u>
700 Revenues			
310-110 Ad Valorem - Current	\$ 2,703,854	\$ 3,295,826	\$ 3,670,617
310-120 Ad Valorem - Delinquent	50,025	55,494	50,000
General Property Taxes	<u>2,753,879</u>	<u>3,351,320</u>	<u>3,720,617</u>
360-101 Interest Earnings	18,051	36,393	15,000
370-401 Refunds, Sundry	81,134	39,748	0
Other Revenue	<u>99,185</u>	<u>76,141</u>	<u>15,000</u>
Total Revenues	<u>\$ 2,853,064</u>	<u>\$ 3,427,461</u>	<u>\$ 3,735,617</u>
800 Debt Service			
801 Principal	\$ 1,147,629	\$ 1,711,883	\$ 1,911,043
802 Interest	1,550,589	1,678,737	1,904,094
803 Other Expenses	1,200	1,200	4,000
Debt Service	<u>2,699,418</u>	<u>3,391,820</u>	<u>3,819,137</u>
PERMANENT IMPROVEMENT I & S	<u>\$ 2,699,418</u>	<u>\$ 3,391,820</u>	<u>\$ 3,819,137</u>